

HEISEY NEWS

The Official Publication of Heisey Collectors of America, Inc.

HAPPY HOLLIDAYS



HEISEY'S
GLASS  WARE
for your table

Heisey Collectors of America, Inc.

169 W. Church Street
Newark, Ohio 43055
Phone: 740-345-2932
Fax: 740-345-9638
www.HeiseyMuseum.org

Curator - Director

Jack Burriss, ext. 4
curator@HeiseyMuseum.org

- Collection / Displays
- Community Involvement
- Donations & Fundraising
- Educational / School Outreach
- Employment / Internships
- Public Relations
- Heisey News / Heisey News Ads
- Building Use Opportunities

Membership Clerk

Susan Bruah, ext. 1
membership@HeiseyMuseum.org

- Changes in Contact Information
- HCA Membership Information
- Registration for Special Events
- Study Club Information

Financial Coordinator

Beth Sperry, ext. 3
business@HeiseyMuseum.org

- Accounting
- Billing and receivables

Clerks

Rochelle Steinberg, ext. 2
Linda Bishop, ext. 2
Kelly Haist, ext. 2
Nickie Crowe, ext. 2
Clerk@HeiseyMuseum.org

National Heisey Glass Museum

Heisey Collectors of America, Inc., a non-profit corporation (tax-exempt status), owns and operates the National Heisey Glass Museum. Open year round, Tuesday through Saturday, 10 a.m. to 4 p.m. and Sunday, 1 p.m. to 4 p.m., closed holidays. Other hours by appointment. Members admitted free. Regular admission \$4.

Message from the President



The Heisey museum is all decked out in Christmas finery for the Holiday Open House. Breathtaking does not begin to describe it. Santa will be here to meet kids of all ages and have photos taken. There is the punch-cup craft with some interesting creations.

I want to thank all the volunteers who took part in decorating the Museum and helping with the open house.

As this is the "giving season" please consider giving a gift of Heisey. Our Museum Shop offers real Heisey glass items, beads made from real Heisey glass, and cut glass ornaments. Our newest offering is T-shirts! The design on each replicates a Heisey etching: Fox Chase on a tan shirt, Fisherman on a gray shirt, and Golfer on a white shirt. They are available in sizes Medium, Large, and X-Large. See ad on page 14 of this Heisey News! I plan to get a few of them! Who knows, the gift you give may spark an interest in Heisey collecting for someone.

The next big event for the museum is the 2016 Spring Benefit Auction. Please let Dave Spahr know, if there is anything you would like to consign. There is additional information in this edition of Heisey News.

Your Board of Directors has been hard at work on the 2016 convention. The theme will be "Under the Big Top". We are still in need of volunteers to help with some of the events. Please contact Gordon Cochran or me, if you need any information or you would like to help.

Michael Maher is still looking for any broken or badly damaged Heisey glassware. We have some projects in the works but don't have enough glass to go forward yet. We need another 370 pounds. So if you have an unfortunate accident with glassware don't throw it away send it to the museum!

The Museum has began selling Heisey and other items at Goumas Candy Shop in Newark. This is an exciting opportunity for the Museum as it places us more in the public eye. Stop in, buy some Heisey and stuff it in with your favorite candy. It would make a nice gift!

The 2016 Percy Moore Weekend is coming together. It sounds like it will be an exciting time for everyone with plenty of activities and lots of glass! More information follows in this Heisey News. I'm making plans to go... How about you?

I hope everyone has a safe and warm Christmas and that you find that special item of Heisey under your Christmas tree!

Roy



Heisey Dinner Party Challenge...



Mary and Jean Parrett share their beautiful Thanksgiving table , adorned with Danish Princess, & Empress, along with Gascony in Tangerine.



Your Museum is celebrating the holidays with a beautiful Christmas table designed by Marilyn Smith. Stanhope stems in Zircon and period china "Twigs" by Taylor-Smith-Taylor, and Silver plate "Starlight" by William Rodger Brothers

HCA Board of Directors

President

Roy Eggert
Frederick, Maryland
301-620-0234
royegg54@comcast.net

Vice President

Emie Heisey
Savannah, Georgia
912-414-7144
askemie@comcast.net

Secretary

Mary Ann Spahr
Xenia, Ohio
937-372-7166
masxenia@aol.com

Treasurer

Jon Heron
Hilton Head Island, S. Carolina
585-737-9455
jonheron11@gmail.com

Immediate Past President

Michael Maher
Heath, Ohio
740-644-1796
theflyingmaher@yahoo.com

Gordon Cochran
Redmond, Washington
425-883-4001

Sandy Dyer
Medina, Washington
425-454-8968

Sid Edwards
Tallassee, Alabama
334-283-4663

Marianne Henderson
Zanesville, Ohio
740-454-1085

Dan Kilgore
Kalamazoo, Michigan
269-599-7889

Michael Morgan
Prosper, Texas
281-433-4551

Isa Nelson
Bellevue, Washington
425-454-3769




Words From Your Curator – Director

We had a fun filled, active, and very productive day here at your Museum on Monday the 23 of November! Joyful members of the Dayton Area and The Buckeye Heisey Collectors’ Clubs transformed the rooms and exterior of your Museum for the holidays. Marilyn Smith has taken us back to the 1930’s and 1950’s with a lovingly Christmas Dinner Table, with Stanhope stems in Zircon and period china “Twigs” by Taylor-Smith-Taylor, and Silver plate “Starlight” by William Rodger Brothers. See back cover for close up picture. The Library is bedecked with new decorations from Michigan installed by the Kilgores. All in all a very fine presentation for the public open house, and the holidays in general, that I am sorry not all of you will be able to enjoy in person! I would like to express my deepest gratitude to all who made this possible, as well as all of you who helped with the Open House on December 5th.

Gallery 3 will be the home of Heisey etchings and carvings thru April of 2016; the display is titled “ Etched in Time “. Please see Walter’s article on pages 8 to 13, to learn more about these fascinating processes of production and the very intense hand labor that produced these beautiful works of art. Walter and many others, have worked hard on this display and we sincerely appreciate their efforts, as well as the generosity of all who loaned items to make this exhibition the success that it will be. In celebration of this display, and how fantastic the etchings are, your Museum Shop will be launching our brand new assortment of Heisey Etching” Tee” Shirts. Michael and I had a very long day of folding, however the display looks attractive and I know that many will be wearing, with pride, these fine Heisey images. Please see page 14 for additional information about these sure to be appreciated gift items !

This is my third December Heisey News article and time does indeed go by with great speed when you are enjoying it! 2015 has been another very good year for your Museum and HCA. You, our members, make all of this possible. Little would happen without all of the time ,talent, Heisey, and financial resources that you have, and so generously continue to invest in our Museum. I will be celebrating the holidays with much joy and with many tables set with our prized and adored Heisey. I have a great deal of appreciation, both on a personal and professional level, for all of YOU !



Here’s to a **Happy Holiday** to All and a **VERY bright 2016**, and you had better be **Toasting with the BEST HEISEY !**

Jack





2015 Heisey Museum Ornament #825 Sea Glade Cutting



\$35.00 per ornament
(Order 4 at \$33.00 each)
**Hand blown –cut with
Heisey’s #825 Sea Glade
cutting, Heisey Diamond H,
each signed and Numbered**



*For each ornament purchased
your name will be entered into
a drawing for this
one-of-a-kind ornament,
crystal hand cut in the Fancy
Loop pattern by master cutter,
Aiden Scully.
Drawing Tuesday,
December 29, 2015, at Museum.*

Heisey Museum 2015 Glass Ornament

Name _____

Address _____

City _____ State _____ Zip _____


Phone & e-mail _____

Quantity _____ Pick Up _____ Ship _____ (\$8.50 1st ornament + \$2. each additional)


Total \$ _____ (Ohio residents-tax 7.25%)

Check# _____ Visa _____ MasterCard _____ Discover _____

Card# _____ Exp. Date _____ Security Code _____



Give the
Gift of Heisey
 this Holiday Season!



Illustrated here are our top selling Museum Shop items. These are perfect for gifts for the upcoming holidays. Call the Museum at 740-345-2932 to get your gifts of Heisey delivered just in time for the holidays.

Ipswich Ruby Red \$34.95 or Apple Green opalescent 24.50 Clifford reproduction candy jar and cover

Baby Cup Mug (blue and Pink) \$16.00 Heisey Auction Results book \$25.00

Heisey Ornaments (see order form on page 20.) Limited availability of 2013 Lime green ornaments

Encyclopedia of Heisey Cutting and Engravings book Volume II \$35.00

Encyclopedia of Heisey Etchings and Carvings book \$19.95

Beadable necklace \$10.00* Beadable pendant \$7.00* Beadable earrings \$6.00*

Magnifying glass \$16.00* Pen \$14.00* Cuff links \$185.00*

***BEADS SOLD SEPARATELY**






Etched in Time

Discover the beautiful creations of the etching process of the Heisey Co.



~Heisey Etchings~

On Display
November 2015
Through
April 2016



Heisey Etchings and Carvings Display 2015-2016

Walter Ludwig

We have mounted a new display in Gallery 3 of the King House. This display highlights the full range of etchings and carvings done by A.H. Heisey & Company during the time that the factory was open. Etchings, Carvings, and Cuttings were the three main ways that the company enhanced their plain ware to give them more pizzazz and make them more attractive on the market place. The three techniques are differentiated by the means of applying the decoration onto the blank. Etchings were done with acid, carvings by sand blasting, and cuttings were done with a wheel. Etchings and carvings were much more mechanical and could be done by unskilled workers who were specially trained. Cuttings took a greater degree of skill which required artistic ability and years of training to fully learn the craft. Our display focuses only on the first two of these processes.

This display will remain until after the Spring Auction. Do make an effort to see it before it is dismantled.

Heisey did not open its etching department until about 1916, roughly about the time that Heisey opened its blownware shop. The earliest etches done by Heisey were needle etches which were produced on a needle etching machine. These machines did a mechanical trace of a repetitive design on the piece to be decorated. All of the items decorated at this time were stemware and barware. Because the designs are simplistic and could be produced with a machine, designs were not always exclusive to a particular company, so unless you can positively identify the piece of glass as Heisey the presence of a particular etch is not enough to assure Heisey attribution. For the most part needle etches were not produced after the 1920s, but a few pieces of Sahara 3394 Saxony are known with 50 Dresden etch.



Heisey #507 Orchid etching plate



Heisey #515 Rose etching plate

Another etching process used by Heisey was pantographic etching. The earliest Heisey ones were done around 1920. This was another mechanical process using a machine to transfer a design to a piece of glassware. In this case a stencil was traced and the pantographic machine reduced the drawing to the size necessary for the piece of glassware. These designs were again repetitive however allowed for a much more intricacy in the final product. For some designs parts could be left out producing a variation of the design which would be assigned a different number.

The vast majority of Heisey etchings were plate etchings. The earliest plate etchings were devised around 1916. These earliest etchings are more likely to be put on

pressed pieces, but blown pieces were soon added. The process of producing a plate etching involves first making a metal etching plate with the design in relief. A coat of resist was then applied to the plate. A tissue paper was laid over the resist and then transferred to the item to be etched. Beeswax was applied to the areas not being etched and the item was then dipped into an acid solution which etched the piece.

Two additional plate etching techniques were double plate and silhouette etching. In double plate etching the design is broken into two pieces and the etching process is gone through twice. The

background or cameos were etched first and then a second etching would be done over the first to produce a framed effect. Heisey's 503 Minuet etch shows the result of this process. The silhouette etching process was a patented process developed by Heisey to produce a different effect. The process was developed in the early 30s and arrived just in time for the repeal of Prohibition. This means that much of Heisey's barware of the era displays this new technique. Rather than the delicate etches that were produced by the regular plate etching technique these designs were deeper and shown only in silhouette .

Matte etching produces a frosted effect on the whole piece or only part of a piece. It has been said that treatment was often used to save a piece that had a production defect, but many very attractive pieces were produced this way.

The carvings Heisey produced were achieved by sandblasting. A stencil would be placed over the glass and then resist applied to the remainder of the piece. A continuous narrow stream of sand would be aimed at the piece. Varying the time of exposure could produce different depths of decoration producing a pleasing effect. This technique was first used in the 1930s and many attractive Art Deco designs were produced this way.

Besides regular production pieces Heisey produced many custom etches for different customers. One of the most famous was for Fred Harvey and his restaurants. Besides producing wares in Harvey Amber many crystal pieces were produced bearing several variations of the Harvey crest. Other special etchings were produced for railroad lines, fraternal organizations, military, companies, and social clubs. A special line was produced for Howard Wolfe, owner of the Columbus Dispatch and a personal friend of E. Wilson Heisey. These pieces were for use at his vacation home, the "Wigwam," and his yacht, the "Sea Wolfe".


We also have etched pieces that were done by other companies on Heisey blanks, including pieces from Lotus and Dorothy Thorpe.

I will now go into more detail on the production of etches at Heisey.

NEEDLE ETCHING

Needle etching is the simplest form and involves the placement of a prearranged pattern on a piece of glass. Heisey produced several needle etchings in the very beginning of its production of decorated glass. These etchings are numbered between one and fifty-two.

Needle etchings are easy to differentiate from the others, in that, being mechanically produced, they are necessarily made up of groups of simple lines, zig-zags, curves, etc. Great variety can be achieved, but basically, they always contain the same elements of design.



#9001 Trefoil needle etching, circa 1919

In this method the piece of glass is first covered completely with melted beeswax. When the wax has cooled the piece is positioned in a revolving clamp while mechanically operated steel needles, which look exactly like sewing needles, trace a design on it, removing the wax coating. After the design has been cut through the wax, the piece of glass is immersed in an acid bath which produces a design by eating away the glass where the wax has been removed. After the etching process is completed, the wax is removed with hot water and reclaimed for future use.

PANTOGRAPH ETCHING



Another method of decoration used by Heisey is pantograph etching, which is somewhat more complicated than needle etching. It is more elaborate and slightly more expensive to produce yet is still a mass-produced type. These are numbered between 100 and 200.

A pantograph is a device by which a drawing can either be enlarged or reduced in size. Pantograph etchings are done on a machine which does basically the same thing in applying designs to glass. The etching design is cut oversize into a large steel plate. A worker traces the design with a stylus, covering the entire outline, and each movement is followed by a small needle against the wax-covered piece which has been clamped to a revolving platform. One or several dozen pieces can be prepared at the same time according to the size of the machine. After the design is scratched through the wax, the glass is immersed into the acid bath which produces the etching.

This method provides more variety and intricacy of design than needle etching but is still basically geometric in shape or limited to outline type etchings. It might be noted that the operator could leave out part of the tracing so that all of the design might not appear on the glass article. It is apparent that this was deliberately done in case of #163 Monticello and #164 Salem to make two different patterns from the same plate.

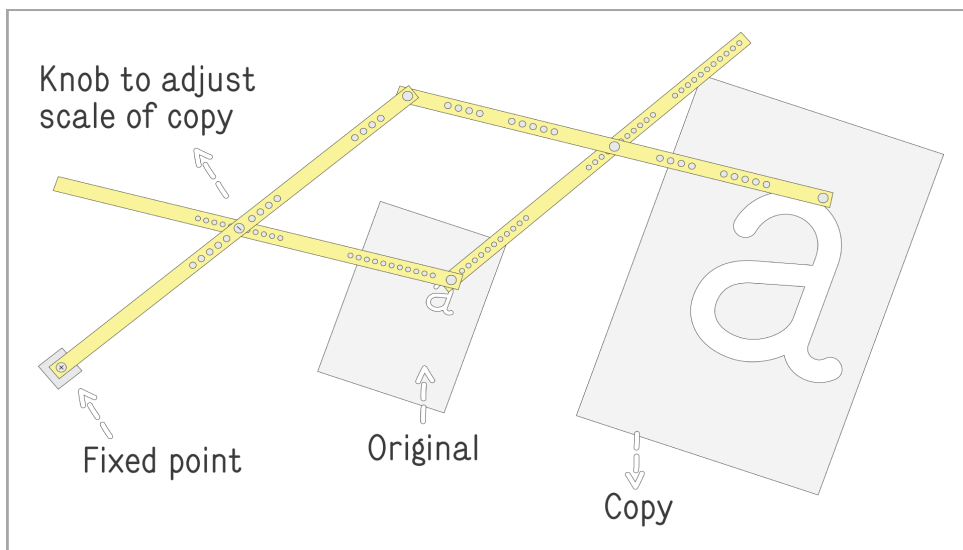


PLATE ETCHING

By far the most popular of the acid-type decoration, plate etching was done extensively for many years. It was more elaborate than previous methods and permitted unlimited artistry. These etchings are numbered between 300 and the low 500's which indicates that large quantities were made.

The first step in the process was the designer's drawing, a different size for nearly every item from the tiny cordial to the large pitcher. The design was put onto a metal plate photographically and then etched to develop the design in relief. The plate was then used to make acid-resist patterns.

Several workers were involved in the etching process. First a printmaker spread a coat of black acid-resistant "ink", usually beeswax and lampblack, on the plate using a broad-bladed knife to press in into the steel engraving, also using the knife to remove the excess. He then covered this with a piece of special tissue paper and rubbed it firmly with a thick felt pad to transfer the ink to the paper.



The paper pattern was then handed to the first of four girls working at an adjacent table. It was her job to check the pattern for marks or thin places, then cut around the pattern and hand it to the next girl. She fit the pattern which had to be centered exactly to the piece of glass, making sure there were no wrinkles in the tissue. A third girl used a piece of felt to transfer the acid resist to the glass by rubbing the paper firmly. This had to be done very carefully since each mistake

would show up on the finished piece. The fourth girl at the table dipped the glass into a container of water mixed with alcohol which loosened the paper so that it could be pulled off easily leaving the black design on the glass.

Large wheeled carts containing tiers of removable wooden shelves were filled with the glass and taken to another area. Here girls applied melted beeswax on all surfaces of the glass which were to remain un-etched.

Next the glassware was immersed into a bath of 60% solution of hydrofluoric acid mixed with two and a half to three parts water for a period of fifteen to twenty minutes. The beeswax was then removed with hot water, as in the other etching processes, and was reclaimed for future use. The design would be etched only in the areas not covered with the black acid resist or the beeswax.

As can readily be seen, this process required more workers, more time, and several etching plates so that it was natural that it was more expensive. Many of the most famous etchings were done by this method.

Plate etchings were made circa 1916 until 1957 though only three remained when the company went out of business. These were Orchid, Heisey Rose, and Plantation Ivy.

DOUBLE PLATE ETCHINGS

Double plate etchings were so named because two plates and two etching processes were required to make them. Some of these were sometimes referred to as “Cameo” etchings. The end result does resemble a cameo mounted in an ornate frame suspended from a band and connected to other cameos with swags of light chain. In the cameos are figures of people or animals etched into the lightly frosted background which was the result of the first etching process. In a few cases the frosted areas were backgrounds for flowers, etc.



#503 Minuet

The design for double plate etching must be done in two steps. First the background of the cameo or medallion is lightly frosted. When this process is completed, another pattern is placed on the glass so that the frame and central figure is centered exactly over the frosted area. The etching process is repeated with this second design being etched deeper than the frosted area.

These etchings are delicate and enchanting and are among the most popular with today’s collectors.

SILHOUETTE ETCHINGS



Flat tumbler with Fox Chase etching

These are referred to in most catalogs as “Deep Plate” but we have chosen to call the “Silhouette” etchings. This is what they were called in the patent for the process and we hope to avoid confusing them with other etchings done by a different technique.

On July 8, 1933, Ronald Wooles, then the head of the etching department, applied for a patent for a new etching process. The patent was granted on June 2, 1936. In the meantime, many patterns were made using his new process.

In ordinary plate etching the design consisted of a series of relatively thin lines along which the acid had operated to etch the glass. The acid being more or less concentrated along sharply defined narrow lines produced what appeared to be a series of channels with comparatively abrupt sides.

As with plate etching the first step of the new process was the drawing of the design. However the drawings were silhouettes or solid black figures and the new idea was to etch out the whole design rather than just the outline as was usually done. The exterior outline of the drawing was delineated by the interior outline of the acid resist which entirely covered the article except for the area to be etched.

When the article had been covered with acid resist, except for the pattern area, it was dipped into a solution of two parts water and one part 80% solution of hydrofluoric acid for forty-five to sixty minutes. This process produced a silhouette design upon the glass which was rough and sometimes glassy in appearance possessing various degrees of transparency in different parts of its areas. The rough surfaces were devoid of any lines but were more heavily frosted in some places than in others. By touching the design it became apparent that the surface was of irregular depth with a tendency to deepen in the center. In some cases the center was nearly devoid of frosting and, in fact, was almost clear.

The novel surfaces which were obtained by this process were due to the fact that the designs were silhouettes having wide areas, and also because strong acid solutions were used for long periods of time. After the article was placed in the vat the acid reacted with the glass to form insoluble salts which clung to the surface. The salts apparently did not deposit uniformly throughout the area and consequently the acid did not eat to a uniform depth. It ate more readily where there was little or no deposit of the salts and more deeply in the center because the salts were more easily washed off in that area.

The figures, though actually below the surfaces of the glass, had the appearances of being raised. The lack of uniformity and the transparent areas presented a pleasing effect. The larger articles are better examples of the very deep etching that are the smaller items.

MATTE ETCHING



Heisey basket with matte etching

In this process the surface to be frosted was subjected to a weak acid solution for a short period of time in order to produce a light matte finish. The frosted area was of substantially uniform character. By using the acid-resist on the bowl of a goblet, certain portions of a bowl or candlestick or any other item, areas of the glass could remain unfrosted. Sometimes part of the frost or etching could be polished off leaving clear areas which gave a pleasing highlighting to an item.

The #600 series was done by this etching method, as well as most of the frosted areas on a wide variety of Heisey glass items.

CARVINGS

Carvings were done by a sand blasting process very similar to that used for carving tombstones. First a drawing or stencil was made of the desired design. Then a rubbery coating which could resist the sand was applied to the glass. The coating was carved away with a sharp knife where the pattern dictated and the exposed areas were subjected to sand blasting which left a roughened surface which appeared to be frosted. The depth of the carving could be varied by the operator of the sand-blasting machine. After part of the carving had been done, some of the resist could be cut away and the design changed or shaded by further sand blasting.



Left: #5003 Nimrod carving with frosted band

Right: #4044 New Era two light candlestick, with #5010 Vanity Fair carving



Heisey T-Shirts—Featuring Popular Heisey Etchings

Now available in the Museum Shop

\$15.00 per T-shirt

Available in 3 styles and 3 sizes Md., Lg., X-Lg.

T-Shirts are made from Gildan brand, Ultra Cotton and feature Heisey deep plate etching designs. Designs include Heisey's Fox chase, Golfer, & Fisherman Etchings Buy them for your sport enthusiasts and Heisey collector friends today! (Limited quantities available on hand)

Fox Chase



Golfer



Fisherman



Heisey Etching T-Shirt Order Form

Name _____

Address _____ City _____ State ____ Zip _____

Phone & e-mail _____

Etch style: Fox Chase (tan shirt) Golfer (white shirt) Fisherman (gray shirt)

Size/Qty.: Med.____ Lg.____ Xl.____ Med.____ Lg.____ Xl.____ Med.____ Lg.____ Xl.____

Pick Up ____ Ship ____ (\$8.50 ea., \$2.00 ea. additional) Total \$ _____ (Ohio residents-tax 7.25%)

Check# _____ Visa _____ MasterCard _____ Discover _____

Card# _____ Exp. Date _____ Security Code _____

Design you'd like to see next? _____

Nickie



Rachelle

Jack

Susan

...AND A VERY HAPPY 2016!

Beth



Linda

Kelly

Heisey Bead Order Form

Name _____

Address _____

City _____ State _____ Zip _____

Phone _____ Email _____

Depression Years: (Moongleam, Sahara, Flamingo) **\$90 for the set**

___ \$30.00/each Moongleam ___ \$30.00/each Sahara ___ \$30.00/each Flamingo



Modern Series: (Dawn, Zircon, Crystal) **\$90 for the set**

___ \$30.00/each Dawn ___ \$30.00/each Zircon ___ \$30.00/each Crystal



Transitional Series: (Marigold, Hawthorne, Silver Charm) **\$105 for the set**

___ \$35.00/each Marigold ___ \$35.00/each Hawthorne ___ \$35.00/each Silver Heisey Charm



Victorian Series: (Emerald, Custard, Vaseline) **\$130 for the set**

___ \$40.00/each Emerald ___ \$40.00/each Custard ___ \$50.00/each Vaseline



Spring Series: (Opal plain, Opal with flowers) **\$90 for the set**

___ \$40.00/each Opal plain ___ \$50.00/each Opal with flowers



Regal Series: (Cobalt, Alexandrite) **\$150 for the set**

___ \$75.00/each Cobalt ___ \$75.00/each Alexandrite



Autumn Series (Amber, Tangerine, Experimental Gold)

___ \$50.00/each Amber ___ \$75.00/each Tangerine ___ \$100.00/each Experimental Gold



Pick up _____ Ship order _____ **(\$8.25 for one or two sets and \$2.50 each additional)**

Total \$ _____ (Ohio residents + 7.25% sales tax)

Check _____ Visa _____ M/C _____ Discover _____

Card # _____ Exp. Date _____ Code _____

MAIL TO: 169 West Church Street, Newark, Ohio 43055

FAX TO: 740-345-9638 ~ E-MAIL: membership@heiseymuseum.org ~ PHONE ORDERS: 740-345-2932

These beads were made to fit, Pandora or Troll style bracelets/necklaces.



WINTER BEAD

\$50.

**ORDER NOW FOR
CHRISTMAS !**

LIMITED EDITION



**HEISEY CALENDAR
OF EVENTS**

HOLIDAY OPEN HOUSE

December 5, 2015

Newark, OH

(FREE) HEISEY APPRAISAL EVENT

January 23, 2016 10am-4pm

Newark, OH

SPRING BENEFIT AUCTION

April 15 - 16, 2016

Newark, OH

HEISEY NATIONAL CONVENTION

June 15 - 18, 2016

Newark, OH

PERCY MOORE WEEKEND

Hosted by Heisey Collectors of Texas

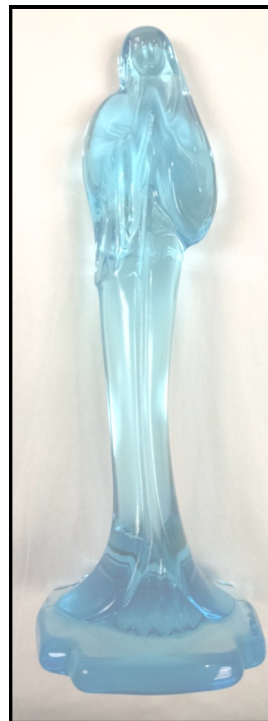
September 30—October 2, 2016

Grapevine, TX

2016 FALL SELECT AUCTION

October 15, 2016

Newark, Ohio



The perfect Christmas gift is waiting for you!

This beautiful

MADONNA

Could be yours!

For the special price of

\$45

Come in or call the Museum to purchase yours today.

The American Bell Association International, Inc.

7210 Bellbrook Drive
San Antonio, TX 78227

www.americanbell.org





2016 Percy & Vivian Moore Dinner

September 30 - October 2, Grapevine, Texas

Round Top Antique Festival, Round Top, Texas -1st Monday Trade Days, Canton, Texas

The 2016 Moore Dinner will be held in Grapevine, Texas September 30 - October 2. During the next few months I will be writing articles about events and areas in Texas. This month we will be discussing the Round Top Antique Festival and the 1st Monday Trade Days.

The Round Top Antique festival started 48 years ago with one dealer. Located primarily along a 22 mile stretch of Texas FM 237 between Burton, and La Grange, Texas, Round Top is home to more than 2000 dealers and attracts over 100,000 shoppers twice annually. The Fall Festival in 2016 runs from September 16- October 2. Round Top is a 3.5 hour trip from the Dallas area and hotel accommodations are very scarce in the immediate area. I am including several links to websites with reviews and suggestions for hotels and food. www.antiqueweekend.com/C-2016F.html is a show schedule for 2016. A map of the area can be found at www.antiqueweekend.com/M-00.html

Canton, Texas is approximately 65 miles Southeast of Dallas. It is home to the 1st Monday Trade Days, the oldest, largest continually operating flea market in the United States. With space for more than 6000 vendors located on hundreds of acres, 1st Monday attracts nearly 100,000 shoppers. If you are considering attending the 2016 Moore Dinner in Grapevine, the September dates for 1st Monday are the 1st - 4th and the October dates are September 29- October 2. 1st Monday Trade Days website is located at www.cantontxfirstmonday.com

This and other information can be found on our club's website, www.heiseycollectorsoftexas.org on the PVM Dinner page.

Next month we will review Grapevine, Texas and the Dallas-Ft. Worth area.

Mike Morgan



2016 HEISEY SPRING BENEFIT AUCTION

Dave Spahr

The 43rd Annual Spring Benefit Auction will be held at the GMP Union Hall at 350 Hudson Avenue in Newark on Friday, April 15th and Saturday, April 16th, 2016.

When you receive this newsletter you will have around **45 days** to get your auction glass to us! Remember, the **deadline** for sending in your consignment and/or donation for us to sell for the benefit of the Museum is **January 15, 2015**. Each member can consign 40 lots and there is no limit on lots you can donate. Please note that in addition to Heisey Glass we are also accepting glass made from Heisey moulds by other manufacturers.

If you or someone you know is coming to the Museum or the general Columbus area, you might have them bring your glass to the Museum here in Newark so you will know it will get there safely and also eliminate shipping costs. I would encourage anyone making deliveries to plan on spending a bit extra time if they come in December to see the Museum while it is decorated in its Christmas splendor! The Museum is a sight to behold! We will also be having our annual Open House on December 5th along with the Licking County Historical Society so the other two buildings in Veteran's Park will also be open for touring.

Back to auction information-if you need a packing sheet or contract, please copy them from either the October or November newsletters or go on line at the Heisey Museum website and download what you need. Remember, please send TWO contacts and TWO packing lists with your glass and I'll return a signed copy and a list to you. Please be sure to put a copy of the packing sheet in each box that identifies the glass in that box. Our volunteer catalogers will be very appreciative!

The success of this event is dependent on you and other members consigning or donating good clean problem-free glass. We are steadily improving the quality of the items in our auctions by reducing the numbers of damaged or problem pieces included in our auctions.. We have received positive feedback from absentee bidders who are well satisfied with the quality of the glass they bid on and win! This will translate in more absentee bidders over time and with higher values received. Higher values obtained for the glass benefit you and the Museum.

If you have questions about the auction or you wish to volunteer to help, please contact me at 937.372.7166 or by e-mail at masdgs@aol.com. See you at the Museum on December 5th for the Christmas Open House! Happy Heisey Hunting! ©

Study Club Directory



Interested in joining a study club? You will have the opportunity to meet fellow collectors and HCA members and learn more about your favorite glassware. Below is our Study Club Directory; please contact the Museum with your information. We also would like to share your club's news; please forward your meeting notes to us!

<p>#4 CENTRAL ILLINOIS HEISEY CLUB Serving Central Illinois - Pekin to Watseka. Meets quarterly in Bloomington, IL at a restaurant. Call for specific dates. Contact Joyce Deany at 815-432-4310 (jdeany@sbcglobal.net).</p>	<p>#33 GOLDEN GATE HEISEY COLLECTORS' CLUB Serving northern California and northern Nevada. Meets quarterly, usually on Saturday afternoons in members' homes throughout region. Contact Russ Nicholas at 916-515-8558 (RL3690@comcast.net).</p>
<p>#5 BAY STATE HEISEY COLLECTORS' CLUB Serving Massachusetts, Rhode Island, Connecticut and New Hampshire. Meets 2nd Tuesday of September, October, November, March, April and May and 1st Tuesday of June at Brooksby Village facility, Peabody, MA. Contact Stephen Pescatore at 978-256-5418 (stevepes51@gmail.com).</p>	<p>#38 NORTH CAROLINA HEISEY STUDY GROUP (www.northcarolinaheiseystudygroup.org) Serving North Carolina, South Carolina, Virginia (also have members from West Virginia and Texas). Meets odd numbered months 2nd Saturday at noon at Replacements, LTD in Greensboro, NC. Contact Karen Taylo at 252-637-9985 (nchsg@yahoo.com).</p>
<p>#7 DAYTON AREA HEISEY COLLECTORS' CLUB Serving southwest Ohio, northern Kentucky, and eastern Indiana. Meets 3rd Tuesday, September thru May (no December meeting) For meeting details - Contact Joe Harner at 937-372-0852 (lh937@aol.com).</p>	<p>#49 GREAT PLAINS HEISEY CLUB (www.greatplainsheiseyclub.org) Serving west of Mississippi, east of Rocky Mountains. Meets March, May, July, September and November in members' homes throughout region. Specific dates and times to be announced. Contact Kathy Files at 816-468-7087 (tkfiles@kc.rr.com).</p>
<p>#8 HEISEY HERITAGE SOCIETY Serving Pennsylvania, New Jersey and Delaware. Meets quarterly on Sundays in members' homes throughout region. Call for specific dates. Contact Craig Kratochvil at 973-962-4004 (lorrain805@aol.com).</p>	<p>#50 NORTHWOODS HEISEY STUDY CLUB Serving Minnesota and Wisconsin. Meets March, May, August, and October in members' homes throughout region. Specific dates and times to be announced. Contact Doug Olson at 651-227-4358 (dmolson555@gmail.com).</p>
<p>#13 HEISEY CLUB OF CALIFORNIA (www.heiseyclubca.org) Serving Southern California (San Diego to Santa Barbara). Meets 4th Sunday at 12:30 p.m. except November, and 2nd Sunday in December in members' homes throughout region. Contact Richard Borino at 949-496-0676 (lrb1946@aol.com).</p>	<p>#51 NORTHEAST FLORIDA HEISEY STUDY CLUB Serving northeast Florida, meets 3 times a year at the Avonlea Antique Mall's Olde Florida Café, Jacksonville, FL. Call for specific dates. Contact Bea Ketchum at 904-636-8785 (bea@avonleamall.com).</p>
<p>#15 HEISEY COLLECTORS' CLUB OF MICHIGAN Serving Michigan and northern Indiana. Meets six times per year in members' homes throughout the region. Contact Rick Van Meer at 517-782-3874 (rickvanmeer@comcast.net).</p>	<p>#52 NORTHERN VIRGINIA HEISEY STUDY CLUB Serving Northern Virginia to include Maryland and Washington D.C. Meets September thru May. Please email for date and location each month. Contact Elizabeth Shirley by email at esshirley@msn.com.</p>
<p>#16 HEISEY COLLECTORS OF TEXAS (www.heiseycollectorsoftexas.org) Serving Texas. Meets odd numbered months 2nd Saturday at 1 p.m. Meeting locations to be announced. Contact Mike Morgan at 281-433-4551 (mbmorgan1965@gmail.com).</p>	<p>ARIZONIA — Tucson, Mesa, Phoenix, Glendale - Area Looking for individuals interested in a Heisey Study Group, for sharing ideas, good times and most of all showing off your Heisey. Contact Sally & Bob Thomas (tottenone@aol.com)</p>
<p>#20 BUCKEYE HEISEY COLLECTORS' CLUB Serving Ohio. Meets 4th Monday September thru May in Heisey Museum Meeting Room or members' homes. Contact Michael Maher at 740-644-1796 (theflyingmaher@yahoo.com).</p>	<p>COLORADO - All members in Colorado & surrounding area interested in getting together to share ideas and show-off your latest Heisey 'finds' - - please contact Caroline Jensen 303-567-2472 (ckjwatercolor@msn.com)</p>
<p>#22 NORTHWEST HEISEY COLLECTORS' CLUB Serving Washington (west of Cascade Mountains; north to Canadian border; south to Oregon). Meets 1st Saturday at noon with potluck in members' homes. Contact Deborah de Jong at 425-868-0457 (bahama50@hotmail.com).</p>	<p>KENTUCKY - Members in the Louisville KY area or others in the surrounding parts of the state, who have been looking for fellow Heisey collectors to share the fun - - please contact Vicki Ensor 502-222-7609 (ensorvs@mac.com)</p>

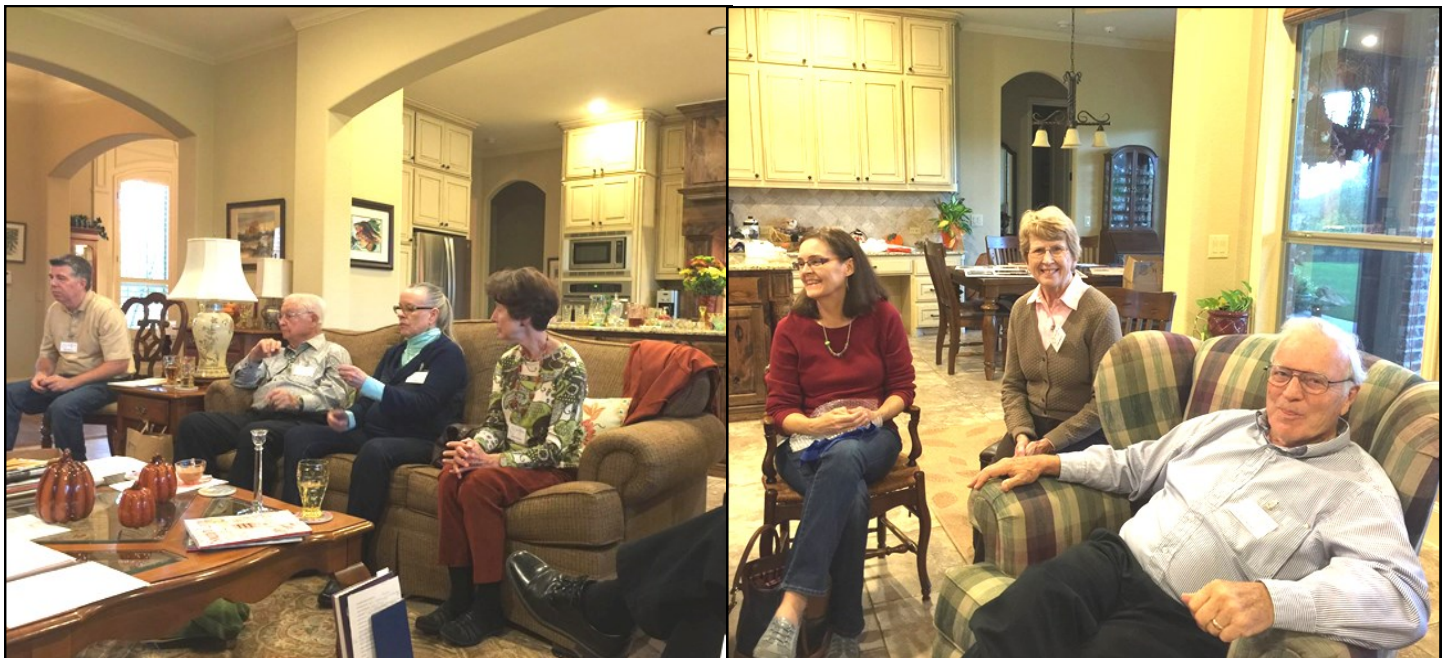
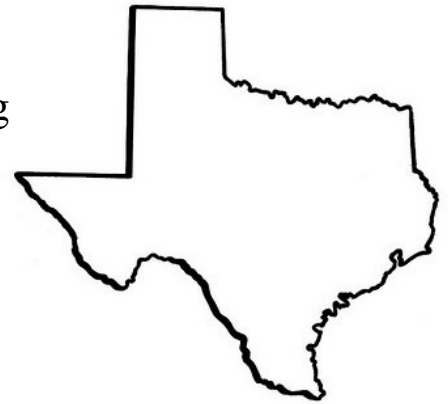
Heisey Collectors of Texas Study Club

The Heisey Collectors of Texas' November 2015 meeting was held at the home of Mike and Cindy Morgan in Prosper, Texas. Thirteen members were present. The business meeting was primarily an organizational meeting for the upcoming Moore Dinner in 2016.

The club voted on the Friday and Saturday venues, dinner menus, and volunteers for committees were solicited. The schedule for the weekend was reviewed and members were asked to donate glass for the auctions. After a break for snacks, each member discussed their first piece of Heisey and the defining moment that led them to start collecting Heisey glass.

Show and Tell

- #150 Banded Flute Handled Candlestick, Crystal
- #1280 Winged Scroll Custard, Emerald
- #1401 Empress After Dinner Cup & Saucer, Unk cutting
- #1404 Old Sandwich Oyster Cocktail, Sahara
- #1486 Coleport Individual Round Ashtray
- #136 Triplex Candlesticks, Sahara
- #1235 Beaded Panel & Sunburst Pitcher, Crystal
- #1951 Cabochon Bowl, 13 inch, Moonglo cutting
- Verlys by Heisey Rose Bowl
- Verlys by America Cupidon Bowl, signed



Great Plains Heisey Club

Having a Great Plains Heisey Club meeting at the home of Pat and Rex Lucke is always special – especially when you add beautiful Christmas decorations for a topper! Their extensive Heisey collection is displayed throughout their home along with a few other great collections but, for this day, Heisey reigned.

After a delicious lunch of some of Pat's holiday recipes, President John Mock called the 28 attendees to order for our meeting. A Heisey Gibson Girl bowl was passed around for lunch donations that Pat and Rex graciously placed into our treasury.

“New” officers for 2016 were elected but they were re-runs. President, John Mock; Treasurer, Tom Files; Secretary, Kathy Files were sentenced for life! Dues were collected and locations and dates were established for 2016 meetings along with suggested programs.

Martha's Moment by Trudy Mock showed using a small Heisey stem containing bells and holiday greenery with ribbons and a name card for place settings on your Christmas table. Also, a tip to use mirrors in place of a table runner to get a double image of your Heisey centerpieces.

Eric Tankesley-Clarke presented our program topic of covered candy dishes using primarily Pat Lucke's large supply for examples. He provided a great handout for reference while out Heisey hunting. It was a very thorough session with tons of information – thank you, Professor Eric.

Show and Tell required a BIG table this month: Victorian rose bowl/Sahara; New Era goblets, one with a Cobalt bowl and one with Venus cutting; Punt and Diamond Point bitters bottle; Ribbon Candy whimsy spittoon; #11 punch ladle; Stanhope vase with Ivory Plascon knobs; Valli vase/Flamingo; Hood sterilizer jar; two favor vases/Crystal with Hawkes cuttings; Old Williamsburg one gal. jug; #300.5 Peerless sugar with hinged metal cover; Kohinoor 12 oz. soda/Zircon foot.....to name most of the items. Attendees voted the star of the show award to the elusive Oriental Poppy pressed jug.

Lively bidding for jam, jelly, and some very nice donated Heisey lots added money to our treasury during our 50/50 auction.

President Mock adjourned our meeting to enjoy two fabulous desserts – carrot cake and a one-of-a-kind strawberry cream cake. No one left hungry. Many thanks to Pat and Rex for hosting such a unique holiday meeting.

Merry Christmas to all. We'll look forward to seeing our GPHC and HCA friends in 2016. We hope it will be a safe and wonderful year for everyone.

Keep up with our club goings-on by visiting our website at



Heisey Collectors Club of Michigan



Our latest meeting was held on September 26 at the beautiful home of Larry and Ruth Ernest. It was a full house with 15 members in attendance. Our beloved secretary, Irene Fritz, was on a trip to England so we were able to dispense with the reading of the minutes from the previous meeting. Ruth had the table set with gorgeous fall décor and of course Heisey. We all enjoyed seeing their massive glassware collection in the beautiful cabinets made by Larry. Ruth treated us to a delicious meal of barbecue beef and various salads. An apple crisp was the perfect dessert and was made from apples from their own trees. We all enjoyed the meal and being able to meet again to discuss Heisey and share new finds.

Diana Rose gave her treasurer's report and we discussed our donations to HCA for the year which included:

- \$540 for two chairs for the Louise Ream Memorial Library
- \$1,000 to the endowment fund
- \$600 worth of Heisey glass for the museum gift shop purchased from dealers at the convention show

We discussed our impressions of this year's convention and this was followed by a report from Mary Parrett on the location for our Christmas party. This year we will celebrate at the historic and beautiful W.K. Kellogg Manor House near Battle Creek and Kalamazoo. We are all looking forward to the new venue.

New finds included a #1440 Arch bowl, a Flamingo Thumbprint and Panel vase, a Fancy Loop footed punch cup, a Cobalt Hi-Lo vase, a Crystal Fancy Loop cracker jar, a Crystal beaded swag pitcher with good gold decoration, a Libbey safety rim glass with Moonglo cutting, an unknown Moongleam vase (possibly not Heisey), a Flamingo diamond optic Tooth vase and a Crystal Lariat footed 9" covered candy jar.

We had a short study program on creamers and sugars and then wrapped up our meeting with our bi-annual silent auction fund raiser. Poor Irene missed out on a nice set of 6 Banded Flute champagnes at a bargain price. We raised \$250—a fitting end to a wonderful meeting and day.

NOVEMBER 2015 **Museum Volunteers**

Tim Ballard
Linda Bishop & Michelle
Charlene Bowman
Marj Branch
Dave Buck
Mary & Gregg Cameron
Gordon & Darlene Cochran
Karen & Jim Clark
Nickie Crowe
Kim Clark
Sandy Dyer
Jay Goletz
Joe & Flo Harner
Emie Heisey
Ed & Marianne Henderson
Jon Heron
Amy Jo & Chuck Jones
Jeremy Jungling
Sue & Dan Kilgore
Walter Ludwig
Michael & Kate Maher
Ginny Marsh
William McKelvey
Don & Pat Moore
Isa Nelson
Ken & Judy Rhodes
Dick & Marilyn Smith
David & Mary Ann Spahr
Beth Sperry
Jack W. Stickle II
Eric Tankesley-Clarke
Whit Tussing
Charlie & Susan Wade

Thank You!



Advertising Guidelines

Ads may be mailed to HCA Advertising, 169 W. Church Street, Newark, Ohio 43055; faxed to 740 - 345-9638; or e-mailed to curator@HeiseyMuseum.org. **Whenever possible, please e-mail your ad. Ad copy must be received by the first of the month prior to publication.** Always include your credit card type (MasterCard, Visa, etc.), account number and expiration date. When mailed or faxed, ads should be typed or printed on white paper with dark ink. Camera-ready ads are accepted, but must follow line specifications. Ads containing reproductions will not knowingly be accepted unless clearly stated (e.g. Heisey by Imperial, etc.). HEISEY NEWS accepts no further liability. In the event of a typographical error, the incorrect portion of the ad will be corrected and run in the following issue, but HEISEY NEWS assumes no further liability.

CLASSIFIED

20 cents per word for members; 30 cents per word for non-members; \$5 minimum for ads less than 1/8 page,. Personal ads 1/8 page limit. Abbreviations and initials count as words.

DISPLAY

1/8 page: Member \$20 Non-member \$30

1/4 page: Member \$40 Non-member \$60

1/2 page: Member \$80 Non-member \$120

Full page: Member \$160 Non-member \$240

DEALER DIRECTORY PAGE

Standard ad \$48. per year

Submission Guidelines

Send articles for publication in HEISEY NEWS to Jack Burriss curator@HeiseyMuseum.org. We will acknowledge receipt of your submission, and will advise you if, for some reason, we are not able to publish it that month. We reserve the right to edit. If you do not receive acknowledgement of receipt from Jack, please follow up with Jack. The submission deadline is the 15th of each month.

The opinions expressed in articles in HEISEY NEWS are those of their authors and do not necessarily reflect the views of HCA. The editorial staff reserves the right to edit submissions, with or without author consent, and to refuse material submitted for publication.



Real Heisey in the Museum Shop



The following real Heisey items are available in the Museum Shop and would make wonderful gifts! HCA members have exclusive access to these items from **December 14, 2015, to December 24, 2015**, beginning at **11:00AM**. On December 26, 2015, these items will be offered to the public.

Please call the Museum Shop if you are interested in purchasing any of these items.

Note: All items listed below are crystal and all prices are “each” unless otherwise noted.

***** Items WILL NOT be sold prior to the date specified above.**

Pattern #	Item Name / Description	H denotes piece is marked with diamond H	Price
30	salt & pepper, unknown cut, pair (H)		\$18
301	Old Williamsburg candle, cups ONLY (4)		20 ea.
1170	Pleat & Panel cream soup under plates ONLY (4), (H)		6 ea.
1186	Yeoman puff box (no insert), yellow stain top, iridized (H)		20
1401	Empress nappy, 8”, (H)		18
1401	Empress grapefruit bowls (6), (H)		8 ea,
1405	Ipswich goblets (5), (H)		12 ea.
1424	Lucky Strike ashtray, (H)		20
1469	Ridgeleigh cup & saucer, (6 sets), (H)		16 ea.
1469	Ridgeleigh candlesticks, 3 1/2”, made into bedroom lamps (pr.)		40
1489	Puritan hurricane bases (pr.)		40
4085	Saturn ball vase, 6”		20

There is someone in the Museum Shop during the Museum’s hours of operation to help answer questions or take orders. When ordering by phone, please have a credit card ready.

When ordering by mail, please be sure to include appropriate charges such as shipping and sales tax. Please note that the HCA member discount does not apply to special project items. We prefer to use USPS. If you have not received a package, please call the Administrative Office to confirm it was sent. We will assist you in tracking it. If your package arrives damaged, please contact your local USPS representative. We insure everything.

If you would like to make a donation to the Museum or have questions regarding items on loan, contact the Museum at 740-345-2932. HCA reserves the right to accept or refuse items based on current holdings.

Thank You

Membership

To join Heisey Collectors of America or to renew your membership, contact the HCA Administrative Office at 740-345-2932 or visit our Web site at www.HeiseyMuseum.org.

Your membership ensures the future of the Heisey Museum. Please consider opting for the Endowment level.

Membership Levels

Associate Member (one person)	\$30
Each additional household member	\$5
Voting Member (one-time fee)	\$25

Any amount beyond the Associate Member fee goes into the Endowment Fund.

Endowment Levels

Individual Contributing (one person)	\$50
Joint Contributing (two persons)	\$60
Family Contributing (parents and children under 18)	\$75
Patron	\$125
Sponsor	\$250
Benefactor	\$500

The Endowment Committee thanks those who have become Endowment Members. All members who supported the fund in the previous year are recognized in the February issue of Heisey News. Your continued support of the fund will help to make the Museum self sustaining in the years to come.

Membership Renewal Alert

Check above your name on the mailing label of your Heisey News for your membership expiration date. If it is the current month, make sure your dues are paid soon to receive next month's issue of Heisey News.

Shipping & Handling Fees

Additional shipping charges may be required for members living outside the USA. Rates are subject to changes made by the United States Postal Service. To verify current rates, contact the Museum at 740-345-2932 or email business@HeiseyMuseum.org.

Thank you!



HCA New Members

November 2015



Paul & Yvette Berube	Rhode Island
Julie & Albert Bonham	Ohio
Liz Bossi	Vermont
Kat (Sharon) Durthaler	Ohio
Elizabeth Healy	Arizona

H.C.A. Membership Numbers

This Month: 1220

Last Month: 1230

Dealer Directory

<p>KIM & PAM CARLISLE Shows & Mail-orders We Buy Heisey One Piece or Entire Collection Cloudy Glass Cleaning Services Available 317-402- 5406 • kcarlisl@att.net</p>	<p>MOUNDBUILDERS SECOND GENERATION Barbara & Richard Bartlett Heisey Exclusively! 904-280-0450 PO Box 1931 Ponte Vedra Beach, FL 32082 Cell: 614-302-2904 CLASYGLAS2 @AOL.COM</p>	<p>SUM OF LIFE Elaine Husted: 610-469-1243 Traveling through eastern PA Call, stop in, be a buyer or a browser!! 1classycat@comcast.net</p>
<p>ALL HEISEY AUCTION Consignments Welcome Apple Tree Auction Center 1625 W. Church Street Newark, OH 43055 • 740-344-4282</p>	<p>ONCE AND FUTURE ANTIQUES Susan & Stephen Pescatore Heisey and Elegant Glass 9 Donna Road Chelmsford, MA 01824 978-256-5418</p>	<p>EAGLES REST ANTIQUES Buying Heisey, China & Pottery Carl & Mary Evans 62 Fieldpoint Road Heath, OH 43056 740-522-2035</p>
<p>JEFF MORROW Elegant Glassware 179 N. Berteau Avenue Elmhurst, IL 60126 630-390-0168 jmorrow64@comcast.net</p>	<p>YELLOW BRICK ROAD ANTIQUES Jean Will Specializing in Heisey and Elegant Glass Leavenworth, KS 66048 913-682-4831 Shows and Estate Sales</p>	<p>CRYSTAL LADY 1817 Vinton Street Omaha, NE 68108 Bill, Joann & Marcie Hagerty 402-699-0422 Specializing in Elegant Glass and Collectibles www.crystalladyantiques.com</p>
<p>REALMS IN GLASS Roy Eggert Heisey • Custom Stained Glass 9423 Saddlebrook Court Frederick, MD 21701 301-620-0234 • royegg54@comcast.net</p>	<p>SIBYLS OF WILMINGTON Sibyl & Ned Lavengood at Castle Corner Antiques 555 Castle St. Wilmington, NC 910-264-9597 sibylsantiques@bellsouth.net</p>	<p>MOONGLEAM ANTIQUES Heisey Glassware & American Art Pottery John Woytowicz 70 Pleasant St., Gardiner, ME 04345 207-592-0692 hawthorn57@gmail.com</p>
<p>MATILDA CHARLOTTE ANTIQUES, ETC. Buy and Selling Heisey 14 North Park Place, on square in downtown Newark Mon. - Sat. 10 a.m. - 5 p.m. 740-349-7448 cmorgan40@windstream.net</p>	<p>WILLIAM M. RIDDLE Specializing In Heisey Factory Antique Mall - Verona, VA Exit 227 of I-81 Antique Barn - Harrisonburg, VA Rt. 11 Booth 32 in both Malls wsriddle@embarqmail.com 434-579-3864</p>	<p>J & L TREASURES Linda Kilburn Specializing in Heisey, Cambridge, Fostoria, Tiffin, Morgantown, etc. PO Box 1257, Burlington, CT 06013 860-673-4088 jltreasures@comcast.net</p>
<p>J. & B. COLLECTIBLES 204 Main Street Old Town Spring, TX 77373 281-288-5075 ycnlulu@aol.com www.JandBCollectibles.net</p>	<p>WM GLASS Bill & Mary Barker 500 Nantucket Ave., Pickerington, OH 43147 740-927-0918 barker.mary6@gmail.com Heisey Only</p>	<p>CHARLENE BOWMAN Heisey * Cambridge * Fostoria * Morgantown Shows Only P.O Box 287, Clarksville, OH 45113 937-289-2114 twoclbs@aol.com</p>
<p>The AMERICAN BELL ASSOCIATION INTERNATIONAL, Inc. 7210 Bellbrook Drive San Antonio, TX 78227 www.americanbell.org</p>	<p>HCA AUCTIONS We accept large consignments from members downsizing their collections. Go to: www.HeiseyMuseum.org Under "auctions" for "accepting member glass collections" for more details.</p>	<p>CRESTONE MANOR UNIQUES Harold & Loleta Hammontree 2405 Talking Leaves Drive, Ooltewah, TN 37363 423-615-0081 • hammonlsh@gmail.com Heisey Only</p>
	<p>LINDA X 2 Linda and Michael Binger 29N 3rd street Newark, Ohio 43055 740-618-8012, 740-323-0055 Closed on Monday labinger@windstream.net</p>	
<p style="text-align: center;">Your Ad here? \$48.00 /1 year</p>		



HEISEY NEWS is published and printed monthly by Heisey Collectors of America, Inc. (HCA). Subscription is limited to HCA members. First class mailing is available for an extra \$20, due with payment of membership. If you are having difficulty receiving your newsletter, please contact the HCA Administrative Office Thursday thru Sunday 12 Noon. to 4 p.m. (subject to change). Back issues are available from files for \$3 per issue plus shipping and handling.



*Periodical Postage
Paid at the Post Office
In Newark, OH 43055
Publication #00986*
POSTMASTER SEND FORM TO:
HCA
169 W. Church Street
Newark, Ohio 43055

TO:

Come at your leisure to enjoy more than 6,000 pieces of glassware produced by A.H. Heisey and Company from 1896-1957. Hundreds of patterns are featured in all production colors. Rare and experimental items are included as well. Facilities are air-conditioned and handicapped accessible. The opinions expressed in articles in HEISEY NEWS are those of the authors and not necessarily those of the organization. The Editorial Staff reserves the right to edit, with or without the consent of the author, or to refuse any material submitted for publication.

