

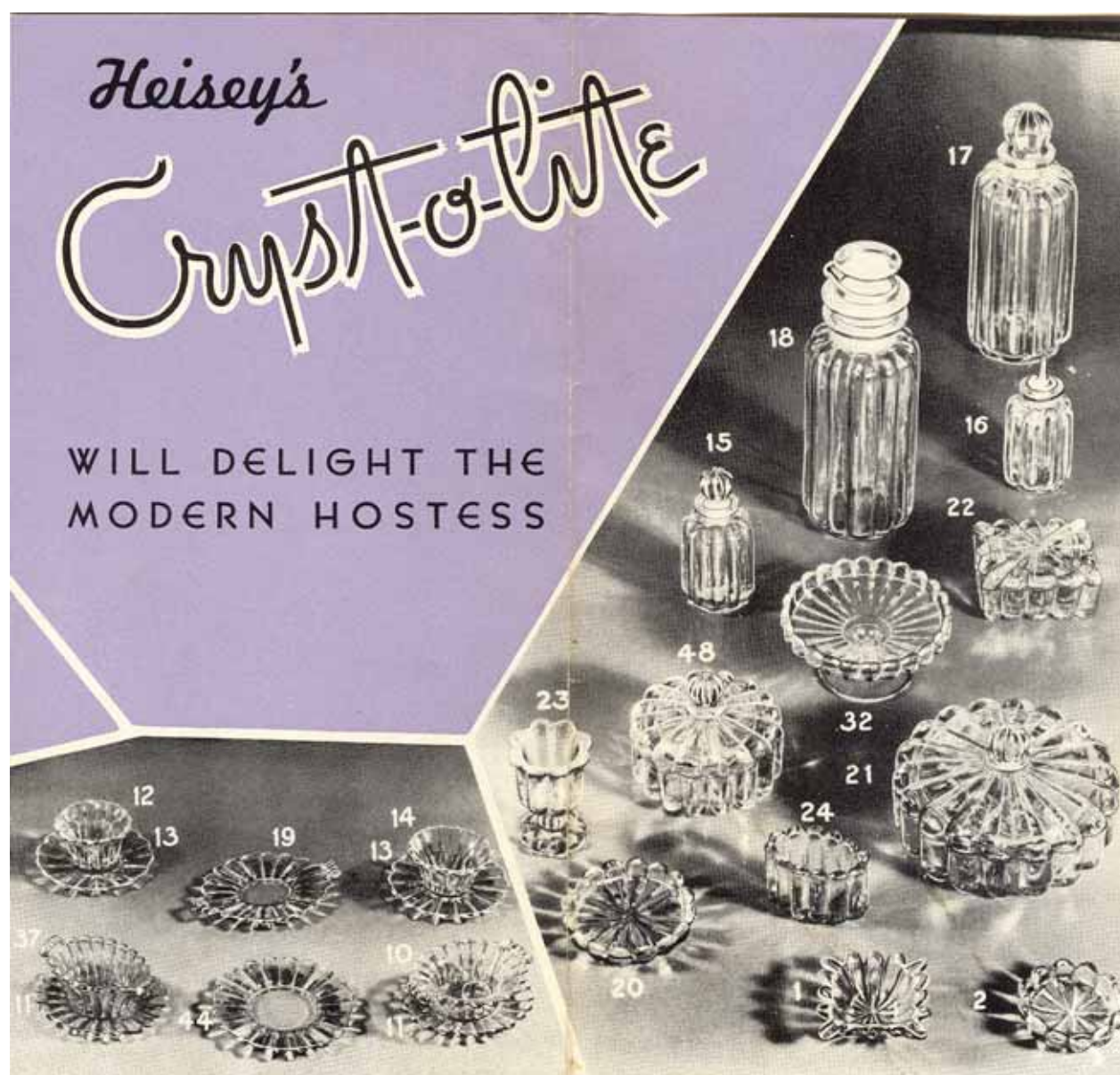
# HEISEY NEWS

The Official Publication of Heisey Collectors of America, Inc.

Volume XXXVI No. 11

October 2007

ISSN 0731-8014



For Article on Cryst-o-lite Brochure See Page 5

## HEISEY NEWS

Heisey Collectors of America, Inc.  
169 West Church Street  
Newark, Ohio 43055  
Phone 740-345-2932 Fax 740-345-9638  
Web Site: [www.heiseyMuseum.org](http://www.heiseyMuseum.org)  
All Rights Reserved 2007  
ISSN 0731-8014

### Staff and Phone Extensions

Curator, Walter Ludwig, [curator@heiseyMuseum.org](mailto:curator@heiseyMuseum.org), Ext. 4  
Business Manager, Shelly Hoberg, [business@heiseyMuseum.org](mailto:business@heiseyMuseum.org), Ext. 2  
Clerk, Alisha Tilley, Justin Church  
[membership@heiseyMuseum.org](mailto:membership@heiseyMuseum.org), Ext. 1  
Clerk, Mary Jo Kochendorfer, Ext. 5

### HCA Board of Directors:

**President**, Bryan Baker - Fairfax Station, VA, 703-250-6117 –  
[hcapresident@heiseyMuseum.org](mailto:hcapresident@heiseyMuseum.org)  
**Vice-President**, Charlie Wade – Newark, OH 740-587-2002  
**Secretary**, Amy Jo Jones - Beavercreek, OH, 937-426-1567  
**Treasurer**, Dave Spahr - Xenia, OH, 937-372-7166  
Member-at-Large, Sharon Orienter – Rochester, NY, 585-288-8076

Phil Abrams - Charlotte, NC, 704-364-4561  
Ron Keener – Heath, OH, 740-323-3747  
Sue Kilgore – Kalamazoo, MI, 269-345-3990  
Robert Loch – Custer, WA, 360-366-3166  
Jack Metcalf – Utica, OH, 740-892-2664  
Karen O'Hare - Newark, OH, 740-366-3739  
Sam Schnaidt – Granville, OH, 740-587-0052  
Karen Taylo – New Bern, NC, 252-637-9985  
Jean Will – Leavenworth, KS, 913-682-4831

HEISEY NEWS is published and printed monthly (twice in March), by Heisey Collectors of America, Inc. (HCA). Periodical postage paid at Newark. Subscription is limited to HCA members. First class mailing is available for an extra \$20.00 (Effective July 1, 2007), due with payment of membership. If you are having difficulty receiving your Newsletter, please contact the HCA Administrative Office Monday through Friday 8:30 a.m. - 4:30 p.m.

The opinions expressed in articles in HEISEY NEWS are those of the authors and not necessarily those of the organization. The Editorial Staff reserves the right to edit, with or without the consent of the author or to refuse any material submitted for publication.

### Back Issues

Back Issues available from files are \$3.00 per issue plus shipping and handling

### Advertising

Ads may be mailed to: HCA Advertising, 169 W. Church St., Newark, OH 43055; faxed to (740) 345-9638; or e-mailed to [curator@HeiseyMuseum.org](mailto:curator@HeiseyMuseum.org). Whenever possible, please e-mail your ad. Always include your MasterCard or Visa number and expiration date. When mailed or faxed, ads should be typed or printed on white paper with dark ink. Camera ready ads are accepted, but must follow line specifications outlined at the beginning of the advertising section. Ads containing reproductions will not knowingly be accepted unless clearly stated (e.g. Heisey by Imperial, etc.). HEISEY NEWS accepts no further liability. In the event of a typographical error, the incorrect portion of the ad will be run in the following issue, but HEISEY NEWS assumes no further liability. See advertising section for rates and deadlines.

### Museum

Heisey Collectors of America, Inc., a non-profit corporation (tax-exempt status), owns and operates The National Heisey Glass Museum in Veterans Park, 6th and Church Streets, Newark, Ohio. Open year round, Tuesday through Saturday 10:00 a.m. – 4:00 p.m., Sunday 1:00 – 4:00 p.m., closed holidays. Other hours by appointment. Members admitted free.

### Identification

HCA will attempt to identify unknown glass items. Send a color photograph, measurements, and a self-addressed, stamped envelope to the attention of the Curator. Other arrangements should be made in advance with the Museum

staff. Please keep in mind that the Museum cannot appraise items. Identification is free to members, non-members \$5.00 per item.

### Membership

To join Heisey Collectors of America or to renew your membership, contact the HCA Administrative Office Monday through Friday 8:00 a.m. - 4:30 p.m. Eastern Time. Associate dues are \$30.00 plus \$5.00 for each additional household member. Voting members pay an additional one-time fee of \$25.00. Please consider supporting the Endowment Fund by joining at one of the levels listed on the back page.

### Museum Gift Shop

There is always someone in the Gift Shop during the Museum's hours of operation to help answer questions or take orders. When ordering by phone, please have a credit card ready. When ordering by mail, please be sure to include appropriate charges such as shipping and sales tax. Please note that the HCA member discount does not apply to original Heisey or special project items.

### Shipping and Receiving

Delivery is made much easier when we have a complete street address, not a PO Box. We prefer to use UPS. If you have not received a package, please call the Administrative Office to confirm it was sent. We will assist you in tracing it. If your package arrives damaged, please contact your local UPS representative. We insure everything.

### Donations and Loans to the Museum

If you would like to make a donation to the Museum or have questions regarding items on loan, contact the Curator. HCA reserves the right to accept or refuse items based on current holdings.

## HEISEY CALENDAR OF EVENTS

### 2007

Heisey Select Auction, Newark, OH	October 6
Percy and Vivian Moore Memorial Dinner, Newark, OH	October 6
Holiday Open House, Newark, OH	December 8

### 2008

All Heisey Glass Show, Gaithersburg, MD	March 15-16
Heisey National Convention and Elegant Glass Show Newark, OH	June 18-21

### Table of Contents

Cryst-o-lite Brochure, Walter Ludwig	FC & 5-6
Heisey Calendar of Events	2
Message from the President, Bryan Baker	3
Curator's Report, Walter Ludwig	4
HCA Welcomes New Members for August 2007	4
1280 Winged Scroll, Joe Lokay	7-9
1280 Winged Scroll, Walter Ludwig	9-10
Stanhope in the Price Lists, Joe Lokay and Walter Ludwig	11-14
Heisey Pressed Cordials, Joe Lokay	15-16
Early Salt and Pepper Shakers, Walter Ludwig	17-20
28 Salt Shaker and 353 Combination Salt and Pepper, Walter Ludwig	21-22
2007 Select Auction News, Dave Spahr	22
King House Drawing by Crilly, Walter Ludwig	23
Study Club Directory	24
Club Notes	25
Advertising Guidelines	26
Classified Ads	26
Real Heisey in the Gift Shop	26
Frankly Rhyming, Frank Husted	26
Dealer Directory	27
Museum Volunteers for August 2007	BC

# MESSAGE FROM THE PRESIDENT

Bryan Baker

What a difference 30 days can make - in last month's article I talked about the heat, and now it seems most of us are finally enjoying cooler fall temperatures. And, of course, when fall comes so does our annual Percy and Vivian Moore Memorial Weekend and Dinner. The cut-off time for registration is September 24 - you may still have time to register and join us. If you cannot attend, we will have a complete summary (and pictures too) in next month's Newsletter. The Board of Directors will be meeting the first week of October, as well, for our yearly planning session.

As I have said in previous articles, the yearly planning session is when we all gather and plan the upcoming year's events, projects, etc. I have some ideas to share with the Directors and know they will be coming with some of their own as well. I hope to be able to share with you our membership, all the plans and ideas in the next Newsletter. We already have some good ideas for the 2008 Convention!

One area that we will unfortunately need to be seriously looked at is our operating costs. Our Treasurer, Dave Spahr, is already starting to assemble a draft budget for next year; a task I do not envy. Unless we can significantly increase our revenues, we will have to look into areas where we can adjust operating costs to be more in line with our revenues. Again, I believe we all are dedicated to increasing our membership and explore realistic venues where we can generate revenue from both inside and outside the membership. We will continue to look into every opportunity that we can.

Earlier in September, while I was at the Museum, we met with the local cable company of the region. Long story short, we did a TV commercial of the Museum, including the Gift Shop, that will air during the remainder of the month of September. This commercial will be run during the day on channels such as CNN,

Discovery, Fox News, and Bravo and will reach tens of thousands of homes in a rather large geographic area surrounding the Museum. With the Holidays approaching, the publicity to our Gift Shop should help boost sales and also draw attention to our Museum for new visitors (and potentially new members). We will maintain the rights to this commercial and will be able to use it during programs where the viewers would be favorably disposed to visit the Museum. My first thought is running it when the History Channel is having a program on the history of glass making, for example. We also have the opportunity to run a commercial during the month of May next year - this will allow us to promote the Museum, HCA, and the Convention!

I'm not sure if all of you are aware, but the actress Jane Wyman died in September. As most of you know, Ms. Wyman starred in the "The Glass Menagerie" and also received compensation to appear in several ads for Heisey glass. I'm sure she will be missed by all who knew her. Due to her involvement with Heisey, I felt it was warranted to mention her passing to you. (Editor Note: There will be an article in next month's Newsletter about the relationship she had with A.H. Heisey & Co.)

We have heard of the passing of Mervin King of Washington State. He was here at Convention this year for the first time in many years. He told us what a great time he was having. We also received word of the death of David Steer of Massachusetts. He was a passionate collector of all types of glass. Both of these people will be missed by the Heisey family of collectors as well as their own families and friends.

In closing, it just dawned on me that Halloween is this month. I hope all of you have a safe and fun time out there "trick or treating." And for those of us (me included) who have hung up our costumes in favor of handing out the treats, Happy Halloween!

Until Next Time,

Bryan Baker ♦



## CURATOR'S REPORT

Walter Ludwig

Here in Newark, we are looking back on our complaints about those horrible hot days of summer with a bit of regret now that we are beginning to feel a bit of a nip in the air. We can only hope for a few nice days of Indian summer to look forward to. But of course, that nip also means that the football teams have hit the fields and we all have some team to root for whether it be high school, college, or your favorite professional team. I know that the Buffalo Bills may be losing (so what else is new) but my mother is leading the pack in cheering them on.

I have a few corrections to announce. I am happy to receive them from our faithful members because it means that not only do I learn something but that I can pass it on to you. Several of our members have contacted me about having the later design of the 2 salad fork and spoon and it being marked contrary to my statement in the August 2007 Heisey News (page 14). I know that I have seen unmarked pairs of this design, but now we can report that there are marked pairs, also. Elaine Cobel, widow of the notable Heisey designer Carl Cobel, stopped by to remind me that it was Carl who did the work on the earliest pieces of the 1540 Lariat pattern. This was in response to the cover article in the September issue. I had used another source that had attributed the design work to Horace King. Horace had done design work on later pieces of Lariat that were added to the line after the introduction to the pattern, like the blown stemware in the pattern. It is always a pleasure to see Elaine and I especially appreciate her keeping me on track on such an important matter as the attribution of the design of a pattern. Of course, if you remember the articles in the November 2005 – January 2006 Heisey News showing some of Carl's designs for the pattern that were never adopted, you realize how important he was to the development of the Lariat line.

Once again, I am pleased to announce that my plea for an item that is not in the Museum's collection has been answered by our members. We now have two sets of stacking cream and sugar sets in our collection thanks to the generosity of Tom and Kathy Files of Kansas City, KS. After checking with me they sent a 373 Narrow Flute with Rim and a 354 Wide Flat Panel set that not only had silver overlay but was also engraved. Thank You, Tom and Kathy.

This month, I am going to mention a couple of the early etchings that we do not have examples of in our collection. I feel that the Museum should have an example of each of the factory production decorations. All of the ones I am listing today are pantographic etchings. The Museum would like to have examples of 151 Zeus, 155 Neptune, 161 Somerset, 164 Salem, 169 Biltmore, and 172 Dover. If you can assist in adding examples of these to the Museum collection, please let me know.

I hope to see many of you here during the Percy and Vivian Moore Memorial Weekend festivities. The Executive Committee has planned a lot of great events. I know we all will have a great time. ♦

## HCA WELCOMES NEW MEMBERS FOR August 2007

Hope Chudy, MA  
Betty Coomer, MI  
Susan Heuschling, FL  
David & Lynn Hiser, OH  
Zane & Shelly MacDonald, CA  
Tom McGowen, MI  
Mike Robinson, OH  
Kyle & Polly Stache, IL



Cryst-o-lite Brochure – Inside

## CRYST-O-LITE BROCHURE

Walter Ludwig

This month's featured brochure is on the 1503 Cryst-o-lite pattern. Notice the distinct spelling of the pattern's name. Because of that spelling we can be pretty sure that this was an early brochure for this pattern, probably being produced at the time of the introduction of the pattern in 1938. Even at that time, the pattern was extensive with 55 different items being shown in the brochure. The pattern is also announced as "new" in several places in the brochure. Another clue that this is an early brochure in the pattern is the absence of the blown stemware that became part of the pattern.

The brochure itself is a three fold with four panels on each side of the brochure. The cover of this issue of the Newsletter presents the two right hand panels of one side of the brochure. A light lavender color is used as an accent color. It is used mostly in the areas surrounding the pictures of the items in the pattern. In one panel it is used as a shadow for the script presentation of the pattern name. In the two



Cryst-o-lite Brochure Cover

## No. 1503—Crystolite Pattern

- |   |   |
|---|---|
| 1 Square Ash Tray—3½ in.                              | 27 Hotel Cream                                      |
| 2 Rd. Ash Tray or Hiball Coaster                      | 28 Candleblock—2 in.                                |
| 3 2 Hld. Bon Bon—7 in.                                | 29 1 lt. Candlestick—4 in.                          |
| 4 Rd. Floral Bowl—11½ in.                             | 30 Candlestick Bobeche & "D" Prisms—2 lt.           |
| 5 Floral Bowl Touraine—9 in.                          | 31 Celery Tray—12 in.                               |
| 6 Oval Floral Bowl—13 in.                             | 32 Ftd. Cheese—5½ in.                               |
| 7 Fruit Bowl—12 in.                                   | 33 2 Hld. Jelly—6 in.                               |
| 8 Spring Salad—10 in.                                 | 34 2 Hld., 2 Comp. Jelly—6 in.                      |
| 9 Rd. Salad Bowl—12 in.                               | 35 Jam Jar & Cover & No. 4 Spoon                    |
| 10 Hollandaise Sauce Bowl                             | 36 Cherry Jar & Cover                               |
| 11 Oval Plate—8 in.                                   | 11 Oval Plate—8 in.                                 |
| 12 Crimped 1000 Island Dressing Bowl—5 in.            | 37 Hld. Oval Mayonnaise                             |
| 13 Rd. Plate—7 in.                                    | 38 Mustard & Cover & No. 10 Paddle                  |
| 14 Rd. 1000 Island Dressing Bowl—5 in.                | 39 Nappy—4½ or 5½ in.                               |
| 15 Rd. Plate—7 in.                                    | 40 Nappy—8 in.                                      |
| 15 Cologne Bottle & No. 108 P/S—4 oz.                 | 41 Pickle—6 in.                                     |
| 16 Bitter Bottle & Short Tube—4 oz.                   | 42 2 Hld. Snack Plate                               |
| 17 Rye Bottle & No. 107 P/S—1 qt.                     | 43 Plate Coupe—7½ in.                               |
| 18 Cocktail Shaker, No. 1 Strainer & No. 86 P/S—1 qt. | 13 Rd. Plate—7 in.                                  |
| 19 2 Hld. Oval Cheese Plate—8 in.                     | 44 Rd. Salad Plate—8½ in.                           |
| 20 Coaster—4 in.                                      | 11—Oval Plate—8 in.                                 |
| 21 Candy Box & Cover—7 in.                            | 45 Torte Plate—13 in.                               |
| 21 Candy Box, 3 Comp. & Cover—7 in.                   | 46 Rd. Torte Plate—14 in.                           |
| 22 Cigarette Box & Cover—4 in.                        | 47 Rd. Sandwich Plate—14 in.                        |
| 23 Ftd. Cigarette Holder                              | 48 Puff Box & Cover—4¾ in.                          |
| 24 Oval Cigarette Holder                              | 49 2 Hld. Preserve & Cover—6 in.                    |
| 25 Ind. Sugar & Cream & Tray                          | 50 Celery and Olive—12 in. is No. 31 with Partition |
| 26 2 Hld. Hotel Sugar                                 | 51 3 Comp. Oval Relish—13 in.                       |
|   | 52 5 Comp. Rd. Relish—10 in.                        |
|   | 53 Salt & Pepper, No. 657 Top                       |
|   | 54 Oval Tray—13 in.                                 |
|   | 55 Short Stem Flower Vase—3 in.                     |

### Cryst-o-lite Brochure – List of Items

panels on the cover of this issue, the background is the lavender shade while the script is in black and the shadow is white. The caption on these panels reads, "Heisey's Cryst-o-lite will delight the modern hostess."

Each piece of the pattern in the pictures throughout the brochure is accompanied by a number caption that corresponds to a listing of the pieces on the left hand panel on the same side of the brochure as our cover. These pieces are listed alphabetically so that the numbering on the illustrations is not consecutive.

The other side of the brochure is a single piece with all four panels forming an integrated presentation of the illustrated pieces in three groupings (see top of page 5). The only advertising blurb appears above these pictures and reads:

"For a bright, sparkling table setting that reflects its crystal lights in shimmering beauty, choose Heisey's new Cryst-O-Lite. This delightful new design is offered in a complete selection – uniquely shaped floral bowls and plates – sparkling units to brighten your buffet or occasional tables. Heisey's quality, strength and beauty in every piece."

The final panel in the brochure should probably be considered the cover of the brochure. It is presented as the second panel on the left on the side with our Newsletter cover presentation. Forming a single unit illustrating a console set with the oval floral bowl and a pair of two light candelabra, it is accompanied by an illustration of Heisey's paper label from that time and the caption, "Cryst-o-lite, A new Creation by Heisey." The brochure can be folded so that this panel is on top and the listing of items is on the back. Then opening the brochure you will see the two panel presentation that I have put on the Newsletter cover. Finally, opening it again you will see the four panel spread that is on the other side of the brochure.

In 1937, Heisey introduced a smoking set that became part of the Crystolite line. At that time, the pattern was listed as 1496 and called Mahabar. The set was made in crystal, Sahara, and Zircon. The name of that pattern was soon changed to Rajah and the following year the pieces were moved into the 1503 Crystolite pattern. Cryst-o-lite was probably the earliest presentation of this name emphasizing the phrase that was used in the advertising blurb from this brochure "... sparkling table setting that reflects its crystal lights."

Given the long production life of the pattern (it was still being made when the company closed in 1957) it is not surprising that this was not the only brochure that the company produced for this pattern. Next month, I will be presenting two additional brochures that the company produced to promote the Crystolite line of glassware. ♦



# 1280 WINGED SCROLL

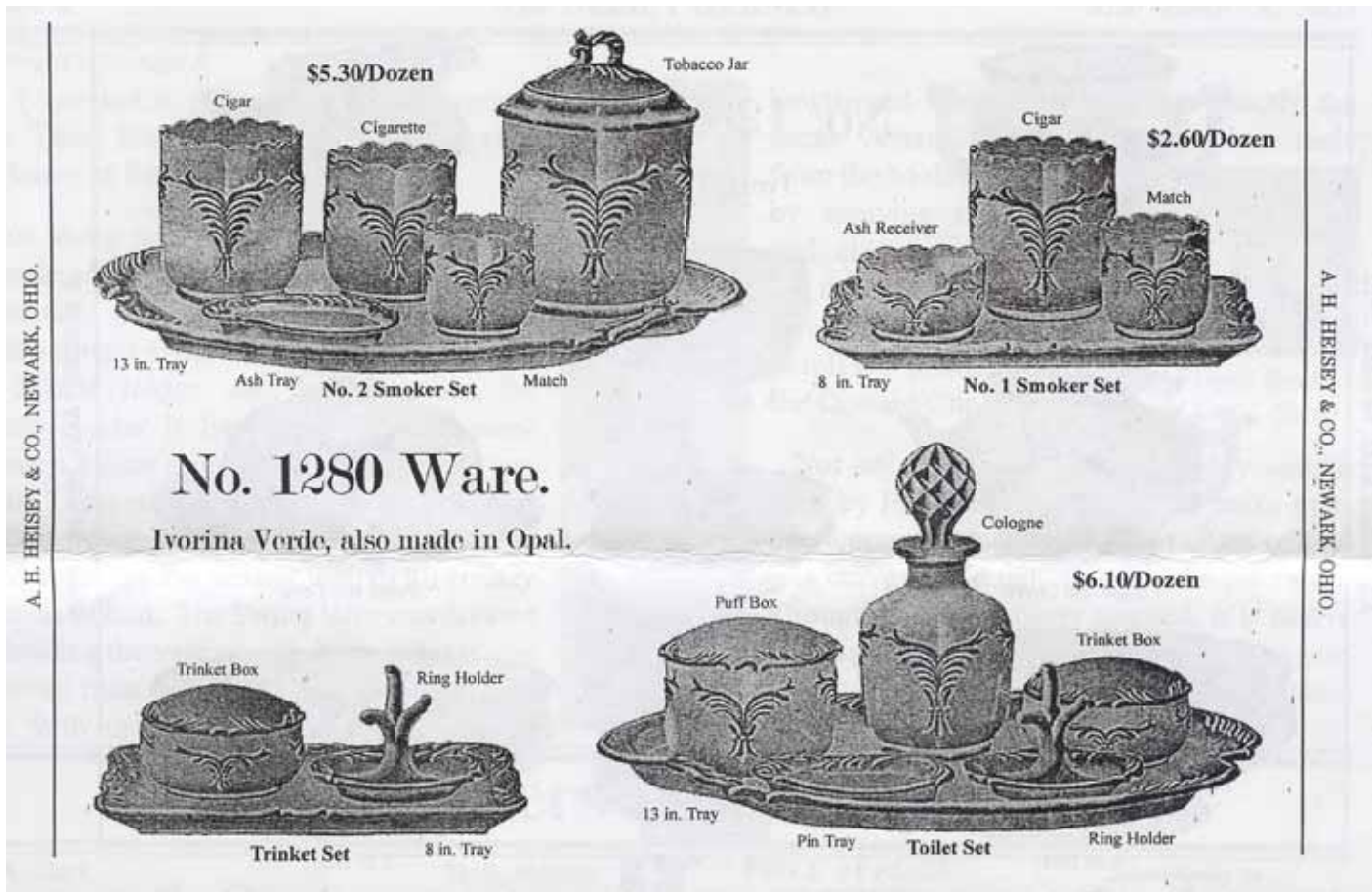
Joe Lokay

I have prepared a list of all the items that A. H. Heisey & Company made in the 1280 Winged Scroll pattern. The list can be used to identify a piece you have found or as a Search List to help you keep track of all the certain pieces you want to find.

The Winged Scroll pattern began in late 1898 and stopped production in about 1902. This pattern was called a popular pattern, but to me, the short production life does not support the idea. The pattern is easy to recognize except for the pin trays and the 8", 10", and 13" trays. There is no wing design on the trays, only scrolls around the edge. The pattern is not marked with the Diamond H. The pattern was produced in crystal, Emerald, and Custard. A few pieces were produced in Opal and Vaseline. One of the big features of this pattern was the various sets that were offered. I have included a list of the sets offered in Winged Scroll.

	Description	Crystal	Emerald	Custard	Opal	Canary
1	Sugar & Cover	X	X	X	Z	Z
2	Cream	X	X	X	Z	
3	Spoon	X	X	X	Z	
4	Butter & Cover	X	X	X	Z	Z
5	Nappy, 4"			X		
6	Nappy, 4 1/2"	X	X	X	X	
7	Nappy, 5"	X	X	X		
8	Nappy, 7"	X	X	X		
9	Nappy, 8"	X	X	X		Z
10	Nappy, 8", Square					Z
11	Nappy, 8", Flared		X	X		
12	Nappy, 9", Flared		X	X		
13	Nappy, 9", Shallow			X		
14	Nappy, 10", Shallow			X		
15	Bowl, Footed, 8" (Compote)	X	X	X		
16	Bowl, Footed, 9", Flared		X	X		
17	Bowl, Footed, 10". Shallow			X		
18	Salver, 9" (Cake Plate)	X	X	X		
19	Cake Basket, 9"			X		
20	Pitcher, 1/2 Gallon (Bulbous)	X	X	X		Z

	Description	Crystal	Emerald	Custard	Opal	Canary
21	Tankard, 1/2 Gallon	X	X	X		
22	Tumbler, 8 Ounce	X	X	X		
23	Custard (Punch Cup)	X	X	X		
24	Oil, 6 Ounce, Pressed or Cut Stopper (Cruet)	X	X	X		
25	Salt or Pepper, #1, Plated Silver or Nickel Top	X	X	X		
26	Salt or Pepper, #2, Nickel Top	X	X	X		
27	Salt or Pepper, #3, Nickel Top			X		
28	Celery, Tall	X	X	X		X
29	Molasses Can, 7 Ounce	X	X	X		
30	Cologne, 6 Ounce, Pressed or Cut Stopper	X	X	X	X	
31	Toothpick	X	X	X	X	X
32	Vase, 6", Assorted Shape	X	X	X		
33	Vase, 10", Assort Shapes	X	X	X		
34	Vase, Handled, 10", Assorted Shapes	X		X		
35	Card Receiver, 5"	X	X	X		
36	Card Receiver, 6"	X	X	X		
37	Card Receiver, Handled, 7 1/2"			X		
38	Plate, 5"	X	X	X		
39	Plate, 6"	X	X	X		
40	Olive, 5"	X	X	X		
41	Olive, 6"	X	X	X		
42	Pickle Tray, 5"	X	X	X		
43	Pickle Tray, 6"	X	X	X		
44	Pickle Tray, 6", Oblong			X		
45	Nappy, 3 Corner, 5"	X	X	X		
46	Nappy, 3 Corner, 6"	X	X	X		
47	Nappy, Ice Cream, 5"	X	X	X		
48	Nappy, Ice Cream, 6"	X	X	X		
49	Bon Bon, 5"	X	X	X		
50	Bon Bon, 6"	X	X	X		
51	Trinket Box & Cover	X	X	X	X	
52	Puff Box & Cover	X	X	X	X	
53	Ring Holder	X	X	X	X	
54	Hair Receiver			X		
55	Pin Tray (Ashtray), 4"	X	X	X	X	
56	Pin Tray, 5"	X	X	X	X	
57	Cigarette Holder	X	X	X	X	
58	Cigar Holder	X	X	X	X	
59	Match Holder	X	X	X	X	
60	Ash Receiver	X	X	X	X	
61	Tobacco Jar & Cover	X	X	X	X	
62	Tray, 8"	X	X	X	X	
63	Tray, 10"	X	X	X	Z	
64	Tray, 13"	X	X	X	X	



Advertisement Showing Wing Scroll Sets

### Winged Scroll Tray Sets

All sold in Crystal, Emerald, Opal, and Custard

#### No. 1 Condiment Set

- 8" tray
- 6 oz. oil
- #1 salt and pepper

#### No. 2 Condiment Set

- 10" condiment tray
- Two 6 oz. oils
- #1 salt and pepper

#### No. 3 Condiment Set

- 8" tray
- 6 oz. oil
- One #1 salt
- Toothpick

#### No 1. Smoker Set

- 8" tray
- Cigar holder
- Match holder
- Ash receiver

#### No. 2 Smoker Set

- 13" tray
- Tobacco jar and cover
- Cigar holder
- Cigarette holder
- Match holder
- Ashtray (4" pin tray)

#### Trinket Set

- 8" tray
- Trinket box and cover
- Ring holder

#### Toilet Set

- 13" tray
- Cologne bottle
- Puff box and cover
- Trinket box and cover
- Ring holder
- 4" pin tray



So that you can study this pattern in depth, I have given the list of references I used.

## References

1898 Price List for 1280 Ivorina Verde  
1898 Price List for 1280 Crystal  
1898 Price List for 1280 Emerald  
1901 Price List #60 Opal Novelties  
Letter January 1899 Oriental Glass to A. H. Heisey & Co  
1280 Opal Novelties Order to Oriental Glass, June 24, 1899  
1280 Ivory Order to Oriental Glass, January 17, 1901  
1280 Winged Scroll, Heisey News, 1972, 9, p 2  
Winged Scroll Sets, Heisey News, 1982, 5, p 8  
Winged Scroll Nappies, Heisey News, 1982, 10, p 12  
1280 in the Trade Journals, Heisey News, 1988, 6, p 4 ♦

## 1280 WINGED SCROLL

Walter Ludwig

Joe Lokay, on the preceding pages, has given you some interesting insights into the 1280 Winged Scroll pattern. I thought it would be useful if I added some other information that is known about the pattern plus some insights of my own inspired by Joe's article.

Joe used several different sources to come up with his list of items that were made in the pattern and what colors the pieces were made in. In compiling the table, I used an X mark to show the items that he found in his sources. I have checked some of the more recently published books as well as the items that have been in the Museum over the last 20 years or so either on loan or as part of the permanent collection. I came up with several pieces in colors that were not indicated on Joe's list. I have used a Z for my additions to the list. It seems obvious that the tableset (with the addition of the toothpick and maybe the celery vase) was available in all the colors that the pattern was made in. It is quite possible that a

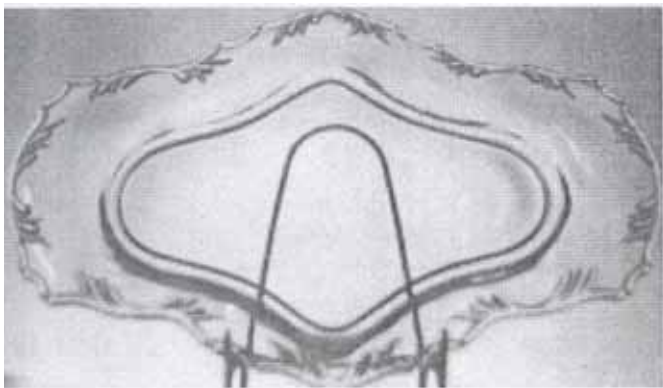
berry set was also made in all colors. The various tray sets were made in all colors with the exception of Canary. Joe had not noted that sets were available in Opal, but the old advertisement that I found seems to confirm that these sets were available in that color even though not all pieces have turned up as of this date.

Back in the October, 1982, Heisey News, Joe Lokay had written an article on Wing Scrolled nappies in which he related that in the earliest price list for the pattern the nappies are listed as 4", 4 1/2", 7", and 8", but in a latter price list for Ivorina Verde items the nappy sizes are listed as 4 1/2", 5", 7", and 8". At that time, Joe decided that there really was not a new mold made for the pattern but, instead, it was decided to change the size of the two smaller nappies to reflect what was actually being produced. I took a look at three different nappies that we have here at the Museum and decided that Joe's supposition was correct. We have an Ivorina Verde nappy that measures 4 1/4" across the top, an Emerald nappy measures 4 1/2" across the top, and a crystal nappy measures 4 7/8" across the top. But the interesting thing is to measure these nappies across the base. The smaller one measures 2 1/2" while both the Emerald and the crystal one measure 2 3/4". There were only two molds used to make small nappies in the pattern. The difference here on the Emerald and crystal nappies is that the crystal one flares out more than the Emerald one does. Because of this, you may want to remove one of the smaller nappies from this list.

While we are talking about these small nappies, you might want to consider all of the items on the list that come in 5" and 6" sizes – plate, olive, three corner nappy, ice cream nappy, bon bon, and card receiver. These items were all made out of the two small nappy molds with the worker manipulating the glass after it came out of the mold to make the particular piece desired. Unfortunately, we do not have complete catalog pages of this pattern, so it is a bit of a conjecture as to which piece is correct. There are both a 5" and a 6" pickle tray listed which could also have

been made out of this mold. But, we do know that a 6" oblong dish was made that in any other pattern would be called a pickle tray. Unfortunately, I do not know of a 5" oblong dish to have shown up so that we could eliminate the possibility of pickle dishes made from the small nappies.

A square 8" nappy in Canary is in the Museum collection. Even though this is not shown in any price list, it is possible that it was made in other colors. This and the oblong pickle are the two items that I added to Joe's list.



Above is a picture of a 1280 Winged Scroll 10" tray that was part of the Number 2 condiment set. Since this tray is not shown in the advertisement shown on page 8, you might want to note how it looks in case you run across it one day.

Winged Scroll was offered with many different decorations by the Heisey company. The most common to find is the number 35 with gold decoration on the scroll. When the rim is also given a gold band the decoration becomes number 38. Decoration 54 featured hand-painted roses in between the scrolls on Ivorina Verde usually with a thin red band encircling the top and bottom. Other decorations include the scrolls in green, lavender, or brown. Opal pieces may have blue or pink trim.

There is a look-a-like for this pattern that was made by Jefferson Glass after Heisey had discontinued the pattern. The only items made were a puff box, hair receiver, and trinket box. On the puff and hair receiver the pattern does

have definite differences which are reflected in the accompanying drawing. Note the center between the two wings – the Jefferson pattern has extra elements here. The wings on the Heisey pieces turn upward on the ends while the Jefferson wings do not. Finally, the crossbar across the center in the Heisey is three separate dots while the Jefferson pattern has a single swag. It is possible that there is a Jefferson trinket box with these same differences. But, there is a trinket box that almost exactly duplicated the Heisey one that has been controversial for many years – although there are subtle differences. It has never seemed to be up to Heisey quality. At least one author has attributed this trinket box to Jefferson Glass. This box comes in colors of clambroth (a more milky looking opal), black, light blue milk, and crystal with ruby or green stain.



Finally, there has been one misleading item produced in the pattern. In the early 1970s, Guernsey Glass of Cambridge, Ohio, produced a miniature of the 1280 Winged Scroll butter dish. This was made in both a pink opaque glass (like Cambridge's Crown Tuscan) and Emerald. Since this piece was never in the original line, it can not be considered a reproduction. But, if you are collecting the pattern, you should be aware of it because it shows up much more frequently than legitimate pieces in the pattern.

I discuss the 1280 Winged Scroll salt and pepper sets in the article beginning on page 17 of this Newsletter.

You are now armed with all kinds of information on this pattern. A lot of the collecting attention has been on the various sets that were sold in this pattern, but the entire pattern should be considered quite collectable. This is Heisey's early work at its finest, a beautiful pattern that will enhance any collection. ♦

# STANHOPE IN THE PRICE LISTS

Joe Lokay and Walter Ludwig

One of the best sources we have for information on Heisey patterns is the price lists that Heisey put out periodically. Catalogs pictured the pieces that the company was selling and were put out on an irregular schedule. Price lists were published much more frequently and provided the price that Heisey was charging for its wares at any particular time. It may have only offered pictures of a single piece in each full pattern and sometimes not even that.

We are very fortunate at the Museum that most of the original price lists we have were the ones used at the factory to keep track of changes in the offerings of the company. Emmet Olson who was the chemist for the company was in charge of keeping these books up to date. He would cross out items when discontinued and write in new items. Thus his books became the basis for the next price list that was published.

The first price list to show the Stanhope pattern was 211-16 which probably dates to 1936 just when the pattern was being introduced. Only pressed pieces were listed in 1483 Stanhope; the blown pieces had not been developed at this time. The listing is headed with the notation that the items were available with or without round knobs or T knobs and the colors of knobs available were Red, Blue, Yellow, Ivory, or Black. (If you remember our discussion of the Stanhope brochure as the cover article in the August 2007 Heisey News, it listed Green as a knob color omitting Yellow. Since I have never seen knobs in either of these colors on a piece of Stanhope, it is hard to determine exactly what was made. It is possible that the Green were ordered but never delivered, so yellow was substituted. All subsequent listings include Yellow without Green in the list.)

The listing of items provides prices in three columns. The first is without knobs, the second

is with round knobs, and the third is with T knobs. A price only appears in either the second or third column – never both. And those items that do not have knobs have no information in either the second or third column.

The following list of items appears in the 211-16 Price List:

1. Nappy or porringer, 4 ½", 1 handle, round knob
2. Plate, 7"
3. Plate, 15"
4. Plate, torte, 12" 2 handles, T knobs
5. Plate, torte, 15"
6. Bowl, Floral, 11", 2 handles, T knobs
7. Bowl, salad, 11"
8. Celery tray, 12", 2 handles, T knobs
9. Relish, 12", 5 compartment, 2 handles, T knobs
10. Relish, 12", 4 compartment, 2 handles, T knobs
11. Relish, 11", triplex buffet, 2 handles, T knobs
12. Mint, 6", 2 handles, round knobs
13. Mint, 6", 2 compartment, 2 handles, round knobs
14. Mayonnaise, 2 handles, round knobs
15. Chow chow, 2 compartment, 2 handles, round knobs
16. Jelly, 6", 1 handle, round knob
17. Jelly, 6", 3 compartment, 1 handle, round knob
18. Comport, footed, 2 handles, T knobs
19. Ice tub, 2 handles, T knobs
20. Cocktail shaker, 1 quart, complete
21. Oil bottle, 3 ounce and 106 stopper, 1 handle, round knob
22. Mustard and cover, 1 knob, round (sold with or without spoon)
23. Sugar, 2 handled, round knobs
24. Cream, handled, round knob
25. Cup, handled, round knob
26. Saucer
27. Vase, 9", 2 handles, T knobs

This is a nice list of items for a new pattern that the company was introducing. But there are



four items on this list which did not make it to catalog pages when the catalog was finally published. To my knowledge none of these four pieces have ever shown up and we do not even have a design drawing to show what these items looked like. Three of these items must have been produced because there are prices listed. These are the chow chow, comport, and mustard. The cocktail shaker is listed but where the prices would go the columns are blank. All of these items must have had design drawings that were provided by Walter Von Nessen, who designed the Stanhope pattern from his studio in New York City. The chow chow, comport, and mustard probably had molds made to produce the items and a trial run made to base pricing on. Although there might have been plans to produce the cocktail shaker, it probably never had a mold made for it and therefore a test was never made to base pricing upon. It would be fascinating to see how these pieces were interpreted by Von Nessen to be executed by the company. Some decision was made that these pieces were not to be marketed – either because of molding problems, inability to carry out the design successfully in glass, or marketing decision based on lack of appeal or competitive information.

When the next price list (212-17) was produced all of the items above with the exception of the four items discussed above were included on the list. Additional pieces had been added to the line and were now incorporated into the list. Two types of stemware were included. Both a pressed line (1483) and a blown line (4083). Those items were:

- 28. Salt or Pepper, #60 top
- 29. Individual nut, 1 handle, round knob
- 30. Candy box and cover, 6", 1 handle, round knob
- 31. Cigarette box and cover, 1 handle, round knob
- 32. Individual ashtray
- 33. Candelabra, 2 light, bobèches, prisms
- 34. Goblet, 9 ounce
- 35. Saucer Champagne, 5 ½ ounce
- 36. Cocktail, 3 ½ ounce

- 37. Wine, 2 ½ ounce
- 38. Soda, footed, 12 ounce
- 39. Soda, footed, 5 ounce

In the listing under 4083 the following items are included:

- 40. Goblet, 10 ounce
- 41. Saucer champagne, 5 ½ ounce
- 42. Claret, 4 ounce
- 43. Oyster cocktail, 4 ounce
- 44. Cocktail, 3 ½ ounce
- 45. Wine, 2 ½ ounce
- 46. Soda, footed, 5 ounce
- 47. Soda, footed, 8 ounce
- 48. Soda, footed, 12 ounce
- 49. Finger bowl (4080)

A hand written addition to the 1483 pressed line is:

- 50. Ball vase, 7"

A hand written addition to the 4083 blown list is:

- 51. Cordial, 1 ounce

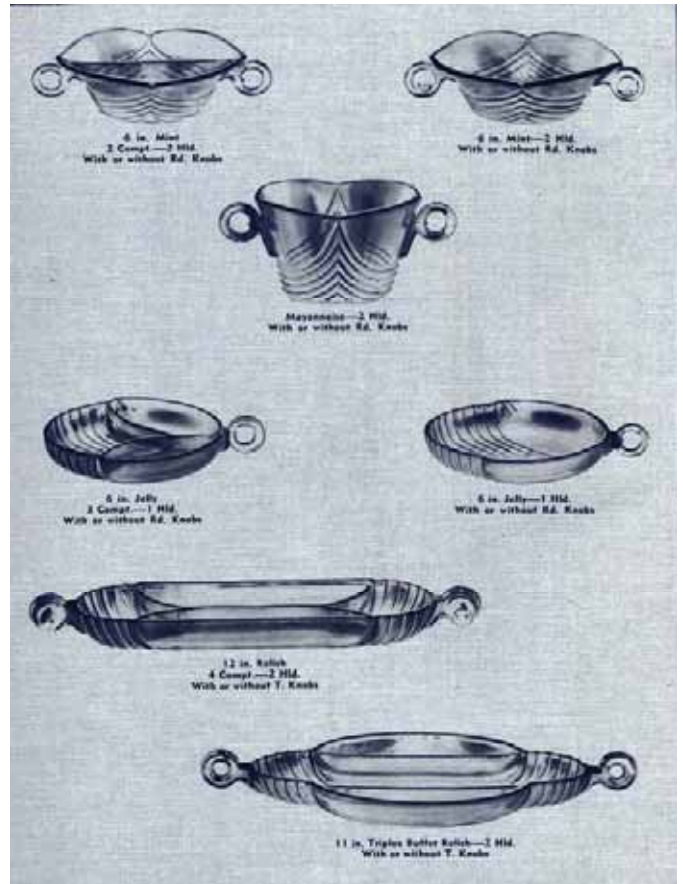
The ball vase and the cordial were the last items added to this line. None of the items in this pattern survived until the next price list was produced. In price list 213 the Stanhope pattern had disappeared.

A luncheon set in this pattern was packaged with a General Electric coffee percolator and a chrome tray to be given away with the purchase of a GE refrigerator. This is the only promotion that I know of in which Heisey was given away with the purchase of another item. Unfortunately, even this was not enough to keep the pattern in production for more than a few years.


The pattern was probably too extreme for most of America to accept at that time. Its ultra Art Deco design came at the end of the era and never caught on with the public at large. It still is remembered fondly by those who appreciate the elegance of the design.



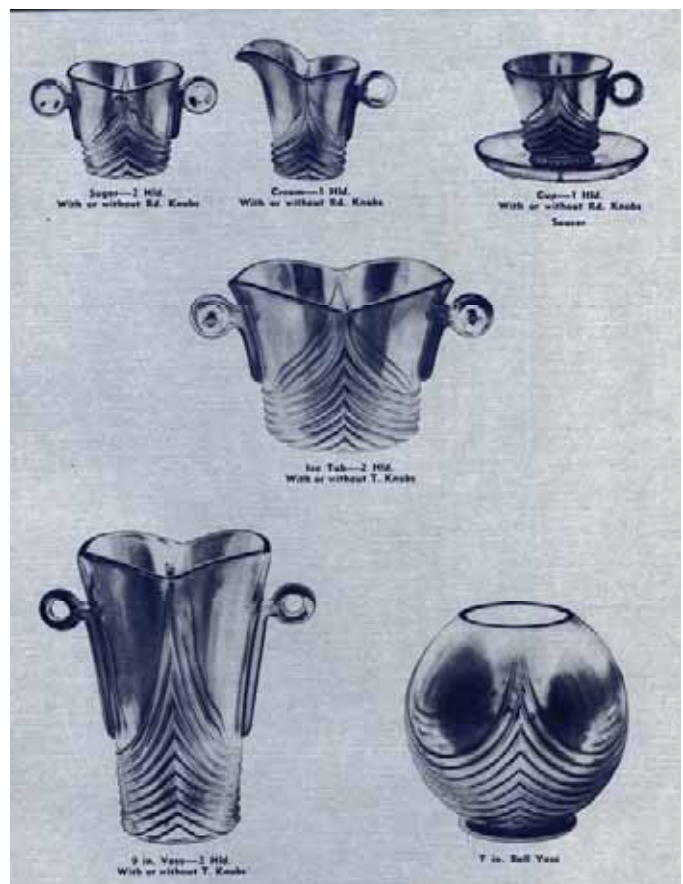
Catalog 211 (Supplement) – Page 22



Page 24




Page 23



Page 25





Catalog 211 (Supplement) – Page 26



Catalog 16 (Supplement) – Page 35



Page 27

These catalog pages are taken from a single published booklet with the cover title of **Supplement to Pressed Ware Catalog No. 211, Blown Ware Catalog No. 16**. It contains items in the 1469/4069 Ridgeleigh, 1483/4083 Stanhope, 1485 Saturn, 1486 Coleport, and 1488/4085 Kohinoor lines. The publication date was probably 1936-37.

The catalog measures 11" by 8 1/2" and is bound with staples. The illustration area measures 9 3/8" x 7". The illustrations appear in white on a black background. I have reversed the colors for the illustrations in this Newsletter.

All pages except for the pressed stemware (page 27) bear the caption "Approximately one third size." For page 27 the caption reads "Approximately one half size."

This is the only catalog that pictured items in the Stanhope line. ♦



# HEISEY PRESSED CORDIALS

Joe Lokay
















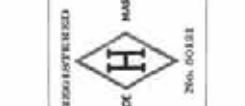




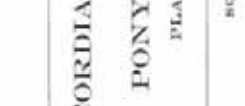









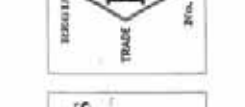
























My goal was to develop a list that shows all the pressed cordials that Heisey produced. I thought this information would be of interest to cordial collectors and to collectors in general. My source of information was the price lists that the company issued over the years. It is interesting to note that the last pressed cordial that the company introduced was in 1916. After that the new blow shop takes over and more elegant stems were made including cordials.

Cat. No.	Description	Capacity, ounces	Production Time
150	Banded Flute 16-Flute	1	1908 - AA
300	Peerless	1	1901 - AA
300	Peerless, Sham	3/4	1901 - AA
337	Touraine, Plain	3/4	1903 - AA
337	Touraine, Plain, Optic	3/4	1907 - AA
341	Puritan, Plain, Flute	1	1903 - AA
341	Puritan, Plain, Flute, Sham	3/4	1903 - 1909
347	Colonial, Plain, Flute (Fifth Avenue - Colonial)	1	1906 - AA
348	Colonial, Plain, Fluted, Cupped (Cupped Colonial)	1	1906 - 1913
349	Colonial, Plain, Fluted, Flared (Colonial)	1	1906 - 1913
351	Priscilla, Hexagon Footed	1	1906 - 1913
359	Colonial, 6 Flute, Flared	3/4	1907 - AA
359	Colonial, 6 Flute, Optic	3/4	1909 - AA
359	Colonial, 6 Flute, Flared, Pony Brandy	3/4	1907 - AA
359	Colonial, 6 Flute, Optic, Pony Brandy	3/4	1907 - AA
363	Colonial, 6 Flute	3/4	1907 - AA
369	Hartman	1	1907 - 1913
369	Hartman, Optic	1	1912 - 1913
373	Colonial	3/4	1912 - AA
393	Narrow Flute	1	1909 - AA
395	Barrel Huber		1916
433	Greek Key	3/4	1910 - 1915

438		Spiral Optic	3/4	1911 - 1913
601		Elizabethan	3/4	1911 - AA
805		Hoffman House	3/4	1897 - AA
812		Fifth Avenue	1	1897 - AA
812	1/2	Fifth Avenue Light	1	1902 - 1903
819		Mitchell	1	1897 - 1908
819	1/2	Mitchell, Sham	3/4	1903 - 1909
824		Mitchell, Sham	3/4	1897 - 1901
829		Mitchell (Fifth Avenue Mitchell)	1	1897 - 1908
835		Continental	3/4	1897 - 1907
840		Plain Stem (Eight Forty Four)	1	1897 - 1907
845		Twist Stem (Line Twist Stem)	1	1897 - 1904
850		Plain Stem, Cupped (Plain Line)	1	1897 - 1907
855		Twist Stem, Cupped	1	1897 - 1905
855		Hoffman House, Optic	3/4	1906 - AA
901		Pick	3/4	1901
1000		Heavy, Straight (Carlsbad)	1	1897 - 1909
1001		Heavy (Heavy Straight)	1	1900 - 1901
1055		Plain (Astor)	1	1911 - AA
1055		Optic (Astor)	1	1911 - AA
1056		Flared (Lexington)	1	1911 - 1912
1056		Optic, Flared (Lexington)	1	1911 - 1914
1183		Revere, Plain	3/4	1912 - AA
1183		Revere, Optic	3/4	1912 - AA
1220		Punty Band, Figured	1	1902 - 1909
1225		Plain Band, Plain	1	1902 - 1909
1776		Kalonyal, Straight	1 1/4	1906 - 1907
1776		Kalonyal, Flared	1 1/4	1906 - 1907

I estimated the production years based on price list data. Sometimes, I am afraid, I had to guesstimate the range because we do not have price lists for every year. The symbol AA in the table means that production went beyond the year 1913. The price lists used were:

- Price List Circa 1898
- Price List Circa 1900
- Price List # 60 Circa 1902
- Price List #100 Circa 1903
- Price List #120 Circa 1906
- Price List #142 Circa 1908
- Price List #150 Circa 1909
- Price List #155 Circa 1910
- Price List #175 Circa 1913
- Price List #179 Circa 1917 ♦

	No. 150-1—1 Oz. CORDIAL		No. 344-1—1 Oz. CORDIAL		No. 353-1—1 Oz. CORDIAL		No. 359-1—1 Oz. CORDIAL		No. 369-1—1 Oz. CORDIAL
	No. 150-2—1 Oz. CORDIAL		No. 344-2—1 Oz. CORDIAL		No. 353-2—1 Oz. CORDIAL		No. 359-2—1 Oz. CORDIAL		No. 369-2—1 Oz. CORDIAL
	No. 150-3—1 Oz. CORDIAL		No. 344-3—1 Oz. CORDIAL		No. 353-3—1 Oz. CORDIAL		No. 359-3—1 Oz. CORDIAL		No. 369-3—1 Oz. CORDIAL
	No. 150-4—1 Oz. CORDIAL		No. 344-4—1 Oz. CORDIAL		No. 353-4—1 Oz. CORDIAL		No. 359-4—1 Oz. CORDIAL		No. 369-4—1 Oz. CORDIAL
	No. 150-5—1 Oz. CORDIAL		No. 344-5—1 Oz. CORDIAL		No. 353-5—1 Oz. CORDIAL		No. 359-5—1 Oz. CORDIAL		No. 369-5—1 Oz. CORDIAL
	No. 150-6—1 Oz. CORDIAL		No. 344-6—1 Oz. CORDIAL		No. 353-6—1 Oz. CORDIAL		No. 359-6—1 Oz. CORDIAL		No. 369-6—1 Oz. CORDIAL
	No. 150-7—1 Oz. CORDIAL		No. 344-7—1 Oz. CORDIAL		No. 353-7—1 Oz. CORDIAL		No. 359-7—1 Oz. CORDIAL		No. 369-7—1 Oz. CORDIAL
	No. 150-8—1 Oz. CORDIAL		No. 344-8—1 Oz. CORDIAL		No. 353-8—1 Oz. CORDIAL		No. 359-8—1 Oz. CORDIAL		No. 369-8—1 Oz. CORDIAL
	No. 150-9—1 Oz. CORDIAL		No. 344-9—1 Oz. CORDIAL		No. 353-9—1 Oz. CORDIAL		No. 359-9—1 Oz. CORDIAL		No. 369-9—1 Oz. CORDIAL
	No. 150-10—1 Oz. CORDIAL		No. 344-10—1 Oz. CORDIAL		No. 353-10—1 Oz. CORDIAL		No. 359-10—1 Oz. CORDIAL		No. 369-10—1 Oz. CORDIAL
	No. 150-11—1 Oz. CORDIAL		No. 344-11—1 Oz. CORDIAL		No. 353-11—1 Oz. CORDIAL		No. 359-11—1 Oz. CORDIAL		No. 369-11—1 Oz. CORDIAL


REGISTERED TRADE MARK  
**H**  
 REGISTERED TRADE MARK  
**H**

**CORDIALS, SHERRIES AND PONY BRANDIES**  
 PLAIN AND OPTIC

SCALE HALF SIZE

From Catalog 75 (1913) – Page 40

No. 1 SANITARY TOP IS HEAVY WHITE METAL SILVER PLATE CHEESE AND GLASS DUSTER



No. 2 SANITARY TOP IS AMB GLASS  
No. 3 SANITARY TOP IS NICKEL PLATED CHEESE AND GLASS DUSTER



Catalog 102 – Page 37

## EARLY SALT AND PEPPER SHAKERS

Walter Ludwig

This will be one of the oddest articles that I have written for the Newsletter. I set out to answer a simple question that arose from the list of items that Joe Lokay put together for the article on 1280 Winged Scroll that appears on pages 7 – 9 of this issue. But, the more I got into the investigation the more I got confused. It kept leading me further and further until I had a lot of information on early Heisey salt and pepper shakers, but still no clear answer to the question.

Joe's list states that there were three salt and pepper shakers in the 1280 Winged Scroll pattern: #1, #2, and #3. He got this information out of various early price lists. I wanted to know what these shakers looked like. A check of the catalog pages that we

had of 1280 Winged Scroll produced very disappointing results. We do not have the whole line pictured in any catalog, so we do not know exactly what some of the pieces look like. Any time that the salt shaker is shown it is the barrel shaped shaker and is just identified as "Salt or Pepper Shaker" without an identification as to whether it was a #1, #2, or #3. I felt that maybe if I looked at shakers in other lines of the time, I might be able to guess the shape of the three different shakers. This lead me through various catalogs reprints and then on to the price lists. I wound up compiling as complete a list as possible of the various salt and pepper shakers that Heisey made from 1896 – 1924. I found out a lot of information on Heisey's early salt and peppers – but the information is often confusing and even contradictory.

I compiled a chart of the various patterns that Heisey offered shakers in during this period. I checked off the boxes that indicated how Heisey described these



## Salt and Pepper Shakers

Number	Name	not numbered	#1	#2	#3	#4
1		PY				
2		PY				
3		PY				
4		PY				
5		PY				
6		PY				
7		P				
8		PY				
9	Heavy Octagon	PX2				
10	Small Square	PX2				
11	Large Eight Flute	PX2				
12	Small Eight Flute	PX2				
13	Med. Eight Flute	PX2				
14	Regan	PX2				
15	Square Taper	PX				
16		PX2				
17	blown	PX2				
18	blown	P2				
19	blown	P2				
20	Large Square	P				
21	blown	2				
22	blown	P				
23	Short Panel	P2				
24	Medium Panel	P2				
25	Tall Panel	P2				
27	Tall Six Panel	P2				
28	bl, glass stopper	P				
29	Short Dbl Panel	P2				
30	Tall Double Panel	P2				
31	blown	P2				
32	footed, blown	P2				
34	blown	P				
35	blown	P				
36	blown	P				
37	blown	P				
39	blown	P2				
40	blown	P2				
41	blown	P2				
44	Detroit	P2				
150	Banded Flute	PX2	P		P	
160	Locket on Chain	P	Z			
300	Peerless	PX2	P	PXY	PY	PXY2
300	Peerless		P	PY	PY	
1/2						
305	Punty & Diamond Point		P	PY	PY	
315	Paneled Cane				P	
325	Pillows	X	P	PXY	PY	
331	Colonial Panel	PX2		PX		2

Number	Name	not numbered	#1	#2	#3	#4
333	Waldorf Astoria	PX	P	PY		
335	Prince of Wales	X	P	PY	PY	
337	Touraine	PX			PY	
339	Continental			PXY	PY	
341	Puritan	PX2	PY	PXY2	PY	
343	Sunburst	X	PY	PY	PY	
351	Priscilla	PX2	P	PY	P	
352	Flat Panel	P				
353	Medium Flat Panel, combination	P				
357	Prison Stripe			P	PY	
365	Queen Ann	X	P	PZ	PZ	
379	Urn	PXZ2	P		P	
393	Narrow Flute	P2				
397	Colonial Cupped Scalloped	P				
400	Colonial Scallop Top	PX2	P	P2	P	
411	Tudor	P2				
429	Plain Panel Recess	P	P2		P2	
433	Greek Key	P2				
439	Raised Loop	P2				
451	Cross Lined Flute	P2				
473	Narrow Flute/ Rim	P2				
1201	Fandango	P	Z	PZ	PZ	
1205	Fancy Loop		PZ		P	
1205	Fancy Loop	PZ				
1/2						
1220	Punty Band	PXZZ	P	P	PY	
1225	Plain Band	PXZ	PY	PY	P	PXY
1235	Bd Panel Sunburst		PY	PY	PY	
1250	Grove & Slash	PXZ			P	Y
1255	Pineapple & Fan		PZ	PZ	PZ	
1280	Winged Scroll	Z	P	P	P	
1295	Beaded Swag	P	Z	PZ	P	
1776	Kalonyal		PY	PY	PY	

shakers in the pattern, whether they were left undesignated as to the number or were numbered #1, #2, #3, and/or #4. I used a code as to the source of the information for each one that I found.

P -- Found in a factory price list

X -- Found in Heisey Salt and Pepper Catalog (1910)

Y -- Found in catalog page reprints – Vogel I

Z – Found in catalog page reprints – Vogel IV

2 – Found in catalog page reprints – Vogel II

The table that I put together is presented on this page. There are multiple entries in many of the

No. 4 Serrated Top is all brass, but its diameter is smaller than No. 2.



"AA" Top is of metal silver plated.  
No. 43 Top is white metal heavy silver plated.  
Nickel Top is of solid nickel.



Catalog 102 – Page 38

boxes showing that the information was found in more than one source. Unfortunately the results are not uniform. There are many cases where one source does not number the shakers but another source does. For a single pattern, there may be a shaker that is confirmed in a price guide but the catalog pages do not show it – or vice versa. One wonders if the factory knew what it was doing. For some shakers it appears that the designation of a shaker changed over time.

The shakers are presented in a different way almost in every price list. In price list 60 (1902), they are listed as part of a Miscellaneous category. In price list 100 (1903), there is a category for Restaurant Salt and Peppers (most of them are designated #3s) and a category for Hotel Salt and Peppers (only a few and they are #4s). In Price List 120 (1906), an additional category of Cut Shut Salt and Peppers are added with mostly #2s included. The next price list we have (142 from 1908) changes this header to Family – Table Salt and Peppers. In 1909 in Price List 150, the salt and peppers lost their designation of #1, #2,

etc for the most part. The emphasis became on the type of top that was used with the shaker and shakers were priced according to the type of top that was used.

The break out of these listings into Table (#2), Restaurant (#3), and Hotel (#4) seems to indicate that the numerical designations had to do with the size of the shakers. This is confirmed by looking at the early #1s which seem to have been smaller and might have been designated as the individual size. Thus, you would have patterns that only had a #1 and a #3 or a #2 and #3. It was also possible to have a pattern that only had a single salt that was designated as #3. When looking at some of the early salts one can see in some patterns the #1 has a low bulbous shape with an elongated neck, the #2s were more bulbous with no or only a short neck, the #3s tended to be more barrel shape, and the #4s were extra large.

But, there is often another distinction that holds true for the #1 shakers. They were usually the only ones



Catalog 104 – Page 39

that were offered with the fancier silver plated tops. In at least some cases, the designation of the salt shaker as to number seems to change with the type of top that was offered. Patterns 150 Banded Flute and 379 Urn show only a single salt shaker in the catalog reference, but in some Price list reference material there are both a #1 and a #3 shaker listed in the patterns. These listings list different grade lids for the shakers.

So, what is the story with the 1280 Winged Scroll shakers that I had started looking for the answer about? Well, my guess is that the #1 and the #3 are the same shaker just with different tops – this would be the barrel shaped shakers. There is probably a second set of shakers that were squat bulbous shaped ones. Heacock who did a lot of research into pattern glass has a picture of many pieces of 1280 Winged Scroll in his book on custard glass. He shows a pair of the barrel shaped shakers and says there is an unshown style that is bulbous shaped.

I mentioned that Heisey shifted attention away from the styles of shakers in its price lists and instead

listed shakers under the type of lids that they took. At that time there were 11 different styles that were available (see above). Not all of them would fit every shaker because of the varying size openings on the top of the shakers. The listed styles were:

Sanitary Tops

- 1 White metal collar with silver plating with glass center disk
- 2 All glass
- 3 Nickel plated collar with glass center disk
- 4 All glass – smaller than #2

Metal Tops

- AA – Spun metal, silver plated
- 43, 56, 57, 58 – White metal with heavy silver plate
- 60 – White metal with heavy silver plate (smaller than #43)
- N-T – Spun Nickel

Pages 37 – 39 of Heisey Catalog 102 from 1924 are also printed with this article. These pages show all of the shakers that were still in production at the end of the period we are looking at. ♦



# 28 SALT SHAKER AND 353 COMBINATION SALT AND PEPPER

Walter Ludwig

Joe Lokay's article on 1280 Winged Scroll led me to further investigate that pattern. That led me to looking at the early Heisey salt and pepper shakers. Finally, we arrive at two special items that I ran across in that search.



Design Drawing

There was a design patent issued for this shaker. Luckily, we have a complete history of the patents that were issued to the company (or company employees). This shaker was covered under design patent 43,781 which was issued to Andrew J. Sanford on April 1, 1913. This had to have been a very innovative design because the patent was issued in less than 3 months having been applied for on January 11, 1913. At this time most patents were taking at least a year to be processed through Washington. When you look at the drawing that accompanied the patent application you do not get a sense that this is something special. Instead, you must look at the drawing in the Price List to see what sets this shaker apart from all others that were being produced at that time.

The first is the 23 blown salt shaker which is only listed in Heisey Price List 175 from 1913. We are lucky that there is an illustration of this shaker in the Price List (very few items were illustrated in price lists – that being the function of a catalog). The shaker never made

it into a Heisey catalog. Interestingly,

## UNITED STATES PATENT OFFICE.

ANDREW J. SANFORD, OF NEWARK, OHIO, ASSIGNOR TO A. H. HEISEY & CO., OF NEWARK, OHIO, A COPARTNERSHIP.

DESIGN FOR A SALT-SHAKER.

43,781.

Specification for Design.

Patented Apr. 1, 1913.

Application filed January 11, 1913. Serial No. 741,843. Term of patent 14 years.

To all whom it may concern:

Be it known that I, ANDREW J. SANFORD, a citizen of the United States, residing at Newark, county of Licking, and State of Ohio, have invented a new, original, and ornamental Design for a Salt-Shaker, of which the following is a specification, reference being had to the accompanying drawing, forming a part thereof.

The drawing is a perspective view of a salt shaker showing my new design. I claim:

The ornamental design for a salt shaker, as shown.

ANDREW J. SANFORD.

Witnesses:

T. C. JURY,  
MASON BORRIS.

Copies of this patent may be obtained for five cents each, by addressing the "Commissioner of Patents, Washington, D. C."

### Patent Application




Illustration from Price List 175

The first thing that is noticeable is that this shaker does not have a screw on lid, instead the shaker has a ground in stopper. There are no holes in this stopper for the condiment to be shaken out of the bottle through. Looking at the illustration, we notice that there is a cross sectional view of the bottle which reveals that there is a hollow cone emanating from the bottom of the shaker. This cone has a small opening at the top. This tells us that this shaker was truly meant to be "shaken" to extract the salt put into the shaker. By holding the shaker upright over your food and shaking the bottle, some of the salt would find its way through that small hole at the top of the cone and fall down onto the food that was to be seasoned. To fill the shaker you would take out the ground in stopper and pour the salt into the bottle. This ground in stopper truly had to be a miniature,

much smaller than any of the stoppers in the lavender jars.

This design does pre-date some shakers I have seen from the 1920s that utilized the same principle. However, all of those shakers have been in celluloid or plastic.

The short duration that this shaker was available shows us that this was not a successful design for the company. It either was not accepted by the public or the company may have had trouble making either the stoppers or the bottle itself.



No. 353  
INDIVIDUAL SALT  
GROUND BOTTOM



No. 37  
SALT OR PEPPER, BLOWN  
No. 57 TOP



No. 353  
COMBINATION SALT AND PEPPER  
GROUND BOTTOM

The other interesting condiment server that I want to focus on is the 353 Medium Flat Panel combination salt and pepper. This is illustrated in Catalog 76 (Supplement to Catalog 75) from 1915. This piece is another unique one for the company. The company was making stack individual cream and sugar sets at this time. Well, here we have a stacking salt and pepper set. The bottom of the set is a 353 Wide Flat Panel individual salt. This in itself is rarely seen. The top of the set is a 37 blown salt or pepper shaker – again something that is rarely seen. Combine them together and you have the 353 Wide Flat Panel combination salt and pepper. The shaker would have held the pepper in this case while salt would remain in the salt dip.

I did see this individual salt once in a dealer's booth, but I have never seen this as a set. I would be very interested in knowing if any of our members have either one of these. ♦

## 2007 SELECT AUCTION NEWS

Dave Spahr

Come one, come all to our finest Select Auction ever being held in your Museum at the annual Percy and Vivian Moore Dinner weekend in Newark on October 6. We have wonderful consignors and donators of Heisey!

Check the catalog in last month's Newsletter to select your treasures! The absentee bid forms were also included for those who can not make it there. These bids must be received at the Museum by October 1.

Please look over Walter Ludwig's article in the September Newsletter – he has highlighted some of the wonderful glass available in his preview. If you are in the Newark area, stop by and visit the Museum - the glass is on display in the Multi-purpose Room for you to look at whenever the Museum is open.

For those of you who live close enough to Newark, you should still have time to make reservations for the other events being held in conjunction with the Percy and Vivian Moore Memorial Weekend. Your Executive Board has been working extra hard to make it a memorable weekend for all who attend. I have seen Bryan's plans for transforming our Multi-purpose room into a USO Canteen for Friday night. I think you are going to have to see it to believe it. I have heard from many who are planning to set up at the Flea Market in the Museum parking lot on Saturday morning --- from household treasures to nice Heisey items will be there. The dinner itself on Saturday night should be quite the gala event.

See you in Newark on October 5 - 6 - Happy Heisey Hunting. ♦



The King House by Crilly

## KING HOUSE DRAWING BY CRILLY

Walter Ludwig

Above, you find a reproduction of a recent gift to the Museum. I got a call from Marty Altmaier, a local attorney and a close friend of Elizabeth King when she was living, asking me if the Museum would like to have a pen and ink drawing of the King House as it stood on North Second Street. Of course, I thought it would be a nice addition to our memorabilia of the King House.

Marty brought it over and explained that it had been done by a local artist in the area named Crilly who had done a lot of other houses in the area. He would pick out an interesting house that he thought the people living there might be interested in having a drawing of and then he would do sketches and then the finished product would be rendered.

By asking a few of the old timers around here and having some research done at the Newark Public Library, I was able to get some additional information on Robert F. Crilly who lived in Newark all his life from 1913 until his death in 1988. He was trained as a draftsman working in that capacity for the Ohio Department of Transportation. He did some work with the YMCA as a part time instructor in art but was mostly a self-employed commercial artist.

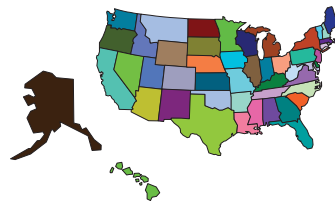
He was a bit of a vagabond and would live in abandoned buildings or in the rough on the street. Sales of his work kept him going.

Our picture probably dates to the 1950s. He has developed a bit of a local reputation and his works can now be seen in several local establishments like the Natoma Restaurant on the square.

The work needs a bit of cleaning and remounting but you will soon be able to see it hanging in the King House. ♦

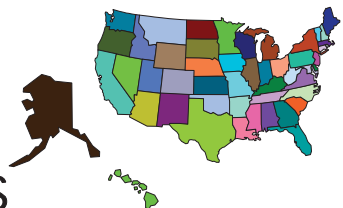


# Study Club Directory



Interested in joining a study club? You will have the opportunity to meet fellow collectors and HCA members and learn more about your favorite glassware. If your club is not listed or you need to make corrections to your listing, please contact the Museum.

STUDY CLUB	MEET WHEN?	WHERE?	Email/Web Site	CONTACT
#4 Central Illinois Helsey Collectors Club	Four times a year	Members' homes or restaurants		Joyce Deany (815) 432-4310
#5 Bay State Helsey Collectors Club	2 <sup>nd</sup> Tuesday of each month except July, Aug., and Dec.	Follen Community Church	spescatore@houghton.com	Stephen Pescatore (978) 256-5418
#7 Dayton Area Helsey Collectors Club	3 <sup>rd</sup> Tues. of the month Sept. to May, 6:30 p.m.	Huber Heights Library	LH937@aol.com	Joe Harner (937) 372-0852
#8 Helsey Heritage Society <i>NJ, Eastern PA and DE areas</i>	Bi-monthly	Members' homes	Jpwelgan@att.net	Virginia Welgan (302) 736-6848
#13 Helsey Club of California	4 <sup>th</sup> Sunday every month, 12:30	Members' homes	<a href="http://herbet@sbcglobal.net">herbet@sbcglobal.net</a> <a href="http://www.helseyclubca.org">www.helseyclubca.org</a>	Norval Heisey (818)-349-0945
#14 Northern Illinois Helsey Club	Four times a year	Members' homes	niheisey@comcast.net	Jeff Morrow (630) 833-4644
#15 Helsey Collectors Club of Michigan	Every six weeks, August to May	Members' homes	kilgoredesigns@att.net	Sue E. Kilgore (269)-345-3990
#16 Helsey Collectors of Texas	2 <sup>nd</sup> Sat. of every other month, 1 p.m.	Members' homes	heiseytoo@att.net	Greg Freeman (817)-545-5889
#19 Helsey Collectors of the Rochester Area	10 meetings per year: Sunday, 2:30 p.m.	Members' homes	seo2@aol.com	Sharon Orienter (585) 288-8076
#20 Buckeye Helsey Collectors Club <i>Newark, OH area</i>	September to May, 4 <sup>th</sup> Monday	Members' homes or the Museum	bismarckaren@ yahoo.com	Karen Colwell (386) 682-5873
#22 Northwest Helsey Collectors	First Saturday of the month	Members' homes	bahama50@hotmail.com	Deborah de Jong (425) 868-0457
#25 Helsey 76'ers <i>Columbus, OH area</i>	Once a month, September to May	Members' homes	ldburg48@aol.com	Colleen Burgess (614) 882-1884
#31 Nassau Long Island Helsey Club	Generally every other month	Members' homes		Babs Kent (516) 228-8274
#32 Dairyland Helsey Club	Once every two months	Members' homes		Ray K. Courtmage (414) 962-9747
#33 Golden Gate Helsey Collectors Club <i>Northern California</i>	Quarterly	Members' homes		Russ Nicholas (707) 762-2494
#36 Helsey Club of Southern MA	April, June, September , December			Maria Martell (508) 833-0633
#38 North Carolina Helsey Study Group	6 meetings per year: Jan.; March, May, July, Sept., Nov.	Replacements Ltd Greensboro, NC	<a href="mailto:Nchsg@yahoo.com">Nchsg@yahoo.com</a> <a href="http://www.northcarolinahelseystudygroup.org">www.northcarolinahelseystudygroup.org</a>	Karen Taylo (252) 637-9985
#39 Florida Helsey Collectors Club	4 times per year: January – February-March-April	Westchester Country Club Boyton Beach, Fl	Shirley400@aol.com	Everett Dunbar (772)-337-1558
#42 Gulf Coast Helsey Club of Florida	Nov., Jan. and March; 2 <sup>nd</sup> Thursday 11:00 am	Members' homes		Jack Grenzenach (727)-391-5784
#43 Tri-State Helsey Study Club <i>OH, IN, MI</i>	1 <sup>st</sup> Sat. every 3 <sup>rd</sup> month	Members' homes	Maxwellm@cktech.biz	Mike Maxwell (260) 925-3484
#44 National Capital Helsey Study Club	Monthly: September - May	MD and VA Libraries	pres@capitalhelseyclub.org <a href="http://www.capitalhelseyclub.org">www.capitalhelseyclub.org</a>	Ted Sheets (703)-346-5000
#45 Hoosier Helsey Club	Four times a year	Warren Library, Indianapolis, IN		J. David Litsey, (317) 872-7800
#47 Oregon Trail Helsey Collectors Club	Odd number months, 2 <sup>nd</sup> Saturday, 2 p.m.	Members' homes	lariat_roundup@hotmail.com	Dennis Headrick (503) 538-9352
#48 Dixieland Helsey Study Club	Odd number months, 2 <sup>nd</sup> Saturday night	Members' homes	<a href="http://www.dixielandhelsey.org">www.dixielandhelsey.org</a>	Craig German (770) 967-8733
#49 Great Plains Helsey Club	March, May, July, September, and November	Members' homes	cameron_mg@mchsi.com <a href="http://www.greatplainshelseyclub.org">www.greatplainshelseyclub.org</a>	Mary Cameron (515) 292-3743
#50 Northwoods Helsey Club of Minnesota	Four times a year	Members' homes	wheise@comcast.net	Bob Heise (952)-831-9335
#51 Helsey Club of Northeast Florida	2 <sup>nd</sup> Tuesday	Members' homes	Clasyglas2@aol.com	Barb Bartlett (904) 280-0450



## CLUB NOTES

### Heisey Club of California *William Brakemeyer*

Heisey Club of California continues a great 2007 with informative meetings, examples from members' collections for programs, fellowship over potluck lunches, monthly 'finds' on the Heisey trail.

Educational programs in recent months have included: rare Flamingo items in May; diamond optic favor vases of Heisey and look-alikes of other companies in June; and Jugs, Pitchers and Tankards in August. Future meetings this year will include programs on Stiegel Blue in September, early rare candlesticks in October, and the annual Holiday party with gift exchange and wrapped present contest.

Our club continues to offer members our monthly newsletter in color over the Internet or black-white in print, and also keeps our website current for the education and enjoyment of those who visit it on-line. HCC continued its support of Heisey Collectors of America through sponsorship of a card in the second deck of playing cards, a three thousand dollar donation to the Endowment Fund, and support for Robert Loch who was successful in running for the Board of Directors. HCC is based in Southern California and holds most monthly educational meetings in members' homes, but also has members across the nation who look forward to receiving the Pony Express and visiting the club website. ♦

### Northwoods Heisey Club Of Minnesota *Ann M. Moll*

Eleven members met at the home of Odell and Virginia Johnson on August 11. Prior to the meeting, Carole and Gordon Johnson, members in attendance at the June Heisey Convention, shared their reflections.

The meeting was conducted by the continuing president, Bob Heise. Discussion revolved around the decision to maintain the refreshment stand at the October 27 and 28 Midwest Glass and Pottery Show at

the Bloomington Armory. Bev Heise and Allen Beers will be responsible for organizing the event and club members will provide the service. They will also share information to interested guests at the show.

Ideas were generated as to increasing our membership. Establishing a club website and writing articles for the "Heisey News" and "Old Times" were strong possibilities.

Each member was to bring a favorite Heisey piece for sharing, including some information about the pattern. Lively conversation revolved around each presentation, with contributions from well-versed collectors. The shown items were: 1469 Ridgeleigh punch cups, found hanging on a hammered aluminum punch bowl, 3389 Duquesne parfait; 4085 Ball vase with a Krall bird and rose engraving; 1483 Stanhope relish dish, etched in 494 Swingtime, with blue plascon handles; 1401 dolphin footed Empress vase in Alexandrite; 4225 Cobel cocktail shaker with 980 Moonglo cut; 341 Puritan hotel sugar bowl; and a 1503 Crystolite powder box minus the lid.

The meeting concluded with dessert (cheesecake) served on 1503 Crystolite plates, provided by the Olsons.

Our next meeting will be at the Bloomington Armory at 2:00 p.m. on Sunday the 28th of October, conducted by Allen Beers. Carole and Gordon Olson will present a program on collections of books available with information about Heisey. ♦

## THANKS

I, Mac Otten, wish to thank those who were able to attend the memorial service to honor Georgia, and the many who sent sympathy cards to express their love and loss of Georgia. I was overwhelmed with the attendance and the number of cards. I also want to thank the Dayton study clubs who took it upon themselves to prepare and furnish the dinner after the memorial service.

I did not realize there were so many kind and flattering words used in describing how great Georgia was. She loved collecting glass and you, the people associated with collecting.

I was so fortunate to have married such a wonderful woman who accepted me and my six children. God bless Georgia and all of you. ♦

## Advertising Guidelines:

Advertising: Ads may be mailed to: HCA Advertising, 169 W. Church St., Newark, OH 43055; faxed to (740) 345-9638; or e-mailed to [curator@HeiseyMuseum.org](mailto:curator@HeiseyMuseum.org). Whenever possible, please e-mail your ad. Include your MasterCard or VISA number and expiration date for billing purposes, or send a check. All ads must be prepaid. When mailed or faxed, ads should be typed or printed on white paper with dark ink. Please double space. Ads that are entered in a vertical column format may contain a maximum of 65 characters per line, including spaces & punctuation.

Classified: 20 cents per word (members), 30 cents per word (non-members), \$1.5 min., 1/8 page limit. Personal ads 1/8 page limit. Abbreviations & initials count as words.

Display Ads:	member	non member
1/8 page (12 lines)	\$ 20	\$ 30
¼ page (25 lines)	\$ 40	\$ 60
½ page (60 lines, horizontal or vertical)	\$ 80	\$ 120
Full page (120 lines)	\$160	\$240

A charge of \$1.60 will be added for each additional line. Camera ready ads must follow specifications. Ads that do not correspond to the following measurements will be sized.

### Camera Ready Ad Specifications:

- 1/8 page: 2¼" high by 3½" wide
- ¼ page: 4½" high by 3½" wide
- ½ page: 4½" high by 7½" wide or 9" high by 3½" wide
- Full page: 9" high by 7½" wide

Camera ready ads may be resized because of space concerns. Ad copy must be received by the first of the month prior to publication. Reproductions (i.e. Heisey by Imperial) must be indicated. Heisey News accepts no further liability. In the event of a typographical error, the incorrect portion of the ad will be run in the following issue, but HEISEY NEWS assumes no further liability. ♦

**Abbreviations:** DF=Dolphin Foot NO=Narrow Optic  
DO=Diamond Optic SO=Spiral & Saturn Optic  
MO=Medium Optic WO=Wide Optic

## Classified Ads

### REAL HEISEY IN THE GIFT SHOP

All crystal and all prices are each unless noted.

Supply changes daily. Please contact the Gift Shop before placing an order.

Item	Price
300 Peerless bitters bottle – no tube (2 each)	\$ 10
341 Puritan punch cup, shallow H (3 each)	8
1150 Colonial Star plate, 6 ½" H (8 each)	5
1184 Yeoman bouillon H (4 each)	10
1184 Yeoman plate, 6" Flamingo (4 each)	5
1205 Fancy Loop punch cup	12
1401 Empress plate, 7", sq, Sahara H (10 each)	10
1401 Empress saucer, rd, Sahara H (3 each)	5
3408 Jamestown wine (2 each)	10
3440 Portsmouth goblet, Mglm ft (3 each)	20
3481 Creole bar, 2 ½ oz, Sahara bowl (2 each)	50
4035 Bethel decanter – no stopper (2 each)	15
6091 Cabochon cocktail, 1062 Southwind cut, paper labels (3 each)	10

♦  
26

# Find the Best of Heisey Glass...

...with popular patterns like Orchid, Heisey Rose, Minuet, and hundreds more. We also carry other fine crystal and depression glass from Cambridge, Fostoria, Imperial, Duncan & Miller, and more. The world's largest supplier of old and new china, crystal, flatware and collectibles, Replacements, Ltd. carries over 11 million pieces in inventory in over 250,000 patterns.

If you're looking to add to your collection, or if you're looking to sell — call us toll-free. We're always looking for more.



**1-800-REPLACE (1-800-737-5223)**

♦ *Paid Ad*

## FRANKLY RHYMING

Frank Husted

As part of a fund-raising effort, Dr. Husted has agreed to create limericks, like the one below, for HCA members based on the pattern(s) of their choice. A donation to HCA would be appreciated for each limerick created. If you would like to learn more about this fund-raising project, you may contact Dr. Frank Husted by phone at (610) 469-1243 or via e-mail to [frankly.me@comcast.net](mailto:frankly.me@comcast.net).

### Yorktown/Oxford ?

Some people don't think it's amusin'  
In fact, it is down-right confusin'  
The experts, you see,  
Don't even agree  
Leaving all to an abstract conclusion.

♦



# Dealer Directory

Maximum 6 lines/12 months/\$35 MEMBERS ONLY

Contact the Editor to place your ad!



<p><b>KIM &amp; PAM CARLISLE</b> SHOWS &amp; MAILORDERS ONLY 28220 Lamong Rd. Dept. H Sheridan, IN 46069  (317) 758-5767 <a href="mailto:kcarlisl@worldnet.att.net">kcarlisl@worldnet.att.net</a></p>	<p><b>SHIRLEY EUGENIA DUNBAR</b> Heisey a Specialty—Mail Order, Shows, Appraisals EMAIL: <a href="mailto:shirley400@aol.com">shirley400@aol.com</a> PO Box 8344, Port St. Lucie, FL 34952 Oct-May (772) 337-1558 PO Box 222, Naples, ME 04055 May-Oct (207) 647-5652</p>	<p><b>SUM OF LIFE</b> Elaine &amp; Frank Husted: 610-469-1243 147 Barton Dr., Spring City, PA 19475 Traveling through eastern PA Call, stop in, be a buyer or a browser!! E-mail: <a href="mailto:frankly.me@comcast.net">frankly.me@comcast.net</a></p>
<p><b>ALL HEISEY AUCTION</b> Consignments Welcome Apple Tree Auction Center 1616 W. Church, Newark, OH 43055 (740) 344-4282</p>	<p><b>MOUNDBUILDERS SECOND GENERATION</b> Barbara and Richard Bartlett Heisey Exclusively! 1-904-280-0450 PO Box 1931, Ponte Vedra Beach, FL 32082 Toll Free 1-888-434-7397(HEISEYS) EMAIL: CLASYGLAS2 @AOL.COM</p>	<p><b>EAGLES REST ANTIQUES</b> Buying Heisey, China &amp; Pottery Carl and Mary Evans 62 Fieldpoint Rd., Heath, OH 43056 (740) 522-2035</p>
<p><b>PAULA &amp; JEFF MORROW</b>  Elegant Glassware and American Dinnerware 126 Clinton Avenue Elmhurst, IL 60126 (630) 833-4644 <a href="mailto:mor-fab@comcast.net">mor-fab@comcast.net</a></p>	<p><b>H &amp; R DIAMOND H</b>  Helen &amp; Bob Rarey 1450 White Ash Dr. Columbus, OH 43204 (614) 279-0390 after 5:30</p>	<p><b>The American Bell Association</b>  P.O. Box 19443 Indianapolis, IN 46219-0443 <a href="http://www.americanbell.org">www.americanbell.org</a></p>
<p><b>REALMS IN GLASS</b>  Roy Eggert Heisey Custom Stained Glass 12009 Fingerboard Rd, Monrovia, MD 21770 301-865-5196 <a href="mailto:roy54@hughes.net">roy54@hughes.net</a></p>	<p><b>PIECE BY PIECE ANTIQUES</b> Buy &amp; Sell Specializing in Heisey Glassware Bryan K. Baker Fairfax Station, VA 22039 Newark, OH 43055 (703) 250-6117 <a href="mailto:piecebypiece@verizon.net">piecebypiece@verizon.net</a></p>	<p><b>PATTON HOUSE ANTIQUES</b> Specializing in Glass*Heisey*Cambridge*Fostoria*Duncan* Factory Antique Mall, Verona, VA off I-81 Exit 227 Antiquers Mall, Booth 81, Rt. 29 N., Charlottesville, VA The Daniels, Box 547, Louisa, VA 23093 (540) 967-1181</p>
<p><b>C&amp;J ANTIQUES</b> Cole &amp; Jean Miesner Box 45, 72 Whig St. Newark Valley, NY 13811 (607) 642-9905</p>	<p><b>SIBYLS OF WILMINGTON</b> Sibyl &amp; Ned Lavengood Newcastle Antique Center 606 Castle St. Wilmington, NC (910) 763-7157 or <a href="mailto:Sibylsantiques@bellsouth.net">Sibylsantiques@bellsouth.net</a></p>	<p><b>FRAN'S FANCY FINDS</b> Fran &amp; Jack Grenzebach 10534 Valencia Rd., Seminole, FL 33772-7511 (727) 391-5184 SHOWS MAIL ORDERS</p>
<p><b>CRYSTAL LADY</b> Bill, Joann &amp; Marcie Hagerty Specializing in elegant depression glassware 1817 Vinton St., Omaha, NE 68108 Shop (402) 341-0643 or Home (402) 391-6730 Email: <a href="mailto:ejhagerty@aol.com">ejhagerty@aol.com</a> website:<a href="http://www.crystalladyantiques.com">www.crystalladyantiques.com</a></p>	<p><b>PASTICHE ANTIQUES</b> at Preston's Antique Gaslight Village US 12, Allen, MI 49227 Elegant Glass and Other Fine Antiques <a href="mailto:pasticheantiques@gmail.com">pasticheantiques@gmail.com</a></p>	<p><b>WILLEY'S ANTIQUES &amp; MUSEUM</b> Specializing in Heisey 11110 Cannon Rd., Frazeeburg, OH 43822 16 miles east of Newark, OH (740) 828-2557</p>
<p><b>CHARLES &amp; MILDRED FISHER</b> Heisey animals and Heisey By Imperial animals 991 Idlewilde, Newark, OH 43055 <a href="mailto:c.f.fisher@roadrunner.com">c.f.fisher@roadrunner.com</a> (740) 522-5398</p>	<p><b>MARSH'S ANTIQUES</b> Dick and Virginia Marsh 4532 Newton Road Newark, OH 43055 <a href="mailto:swamp@alink.com">swamp@alink.com</a> (740) 366-5608</p>	<p><b>MOONGLEAM ANTIQUES</b> Heisey Glassware &amp; American Art Pottery John Woytowicz and Peter Rivard 70 Pleasant St., Gardiner, ME 04345 (207) 582-9048 E-mail: <a href="mailto:jmwpwr@aol.com">jmwpwr@aol.com</a></p>
<p><b>ROBERT M. LOCH</b> Voting Member HCA and NWHC Pacific Interstate Glassware Co. PO BOX 469 Custer, WA 98240 360-366-3166</p>	<p><b>CRESTONE MANOR UNIQUES</b>  Harold &amp; Loleta Hammontree 3317 Crestone Circle, Chattanooga, TN 37411 423-629-1274 <a href="mailto:hammonl@bellsouth.net">hammonl@bellsouth.net</a> Heisey Only</p>	<p><b>APPLE VALLEY COLLECTIBLES</b> Richard &amp; Marilyn Garnett – Owners Shows/ Mail Order (845) 691-6308 Email: <a href="mailto:diamondH95@aol.com">diamondH95@aol.com</a></p>
<p>Your Ad Could Be Here</p>	<p>Your Ad Could Be Here</p>	<p><b>WATERSEdge ANTIQUES</b> Norene &amp; Don Walzer Shows &amp; Mail Order 25089 Riverwalk Drive Leesburg, FL 34748 (352) 314-8975 <a href="mailto:dnnwalzer@embargmail.com">dnnwalzer@embargmail.com</a></p>
<p><b>JERRYS' ANTIQUES</b> Shows Only Glassware and Other Fine Collectables PO Box 4485, Davenport, IA 52808 563-340-1871 <a href="http://jerrysantiques@mchsi.com">jerrysantiques@mchsi.com</a></p>	<p><b>ONCE AND FUTURE ANTIQUES</b>  Susan &amp; Stephen Pescatore 9 Donna Rd. Chelmsford, MA 01824 (978) 256-5418 Heisey and Elegant Glass</p>	<p><b>BOB &amp; MARY KREIMER</b> Specializing in Heisey Glass 7044 SW 116<sup>th</sup> Loop, Ocala, FL 34476 (352) 873-8306 email: <a href="mailto:rkreimer@earthlink.net">rkreimer@earthlink.net</a>. Shows and Mail Orders Only</p>
<p><b>J &amp; L TREASURES</b> Specializing in Heisey, Cambridge, Fostoria, Tiffin, Morgantown, etc Linda Kilburn, PO Box 1257, Burlington, CT 860-673-4088 <a href="mailto:jltreasures@comcast.net">jltreasures@comcast.net</a></p>	<p>Your Ad Could Be Here</p>	<p><b>YELLOW BRICK ROAD ANTIQUES</b> Jean Will Leavenworth, KS 66048 (913) 682-4831 Specializing in Heisey and Elegant Glassware Shows and Estate Sales</p>

## When Renewing Your Membership

Help ensure the future of your Museum. When you renew your membership at one of the levels below, any amount beyond the regular Associate dues goes into the Endowment Fund.

<i>Individual Contributing, one person in household</i>	<i>\$50</i>
<i>Joint Contributing, two people in one household</i>	<i>\$60</i>
<i>Family Contributing, parents and children under 18</i>	<i>\$75</i>
<i>Patron</i>	<i>\$125</i>
<i>Sponsor</i>	<i>\$250</i>
<i>Benefactor</i>	<i>\$500</i>

Visit The  
National  
Heisey  
Glass  
Museum



Come at your leisure to enjoy more than 4,800 pieces of glassware produced by A.H. Heisey and Company from 1896-1957. Hundreds of patterns are featured in all production colors. Rare and experimental items are included as well.

Facilities are air-conditioned and handicapped accessible. Hours are 10:00 a.m. to 4:00 p.m. Tuesday through Saturday, 1:00 to 4:00 p.m. Sunday. Members are admitted free, regular admission is \$4. Office hours are 8:00 a.m. to 4:30 p.m. weekdays.

**Membership Renewal Notice:** Check the date above your name and address on the mailing label. This is your expiration date. If it reads 10-10-07 make sure your dues are paid soon in order to receive next month's issue of *Heisey News*.

Contact the HCA Administrative Office at (740) 345-2932 for more information. The Endowment Committee wishes to thank those who have become Endowment Members and all of the individuals and study clubs that have so generously supported the HCA Endowment Fund. All members who have supported the fund are recognized each year in the February issue of the Newsletter. Your support will make the Museum self-sustaining in the years to come. Thank You all! ♦

### Shipping & Handling Fees for Outside US

Additional shipping charges are required for members living outside the U.S. Current rates are Canada \$22; for other countries contact the Museum. Rates are subject to change at any time due to rate changes made by the US Postal Service. To verify current rates, call (740) 345-2932 or E-mail [business@HeiseyMuseum.org](mailto:business@HeiseyMuseum.org)

## Museum Volunteers for August 2007

Chuck & Amy Jo Jones  
Steve Killebrew  
Frank Kuhlmann  
Dick Marsh  
Phyllis McClain  
Don & Pat Moore  
Frank & Sharon Orienter  
Ginny Priest  
Bob Rarey  
Dick Ritter  
Russ Reopell  
Charlie Wade



### Periodical Postage

Paid at the Post Office  
In Newark, OH 43055  
Publication # 00986  
POSTMASTER SEND FORM 3579 TO:  
HCA  
169 W. Church St.  
Newark, OH 43055

To: \_\_\_\_\_